

CARVER



32 CONVERTIBLE

32 CONVERTIBLE



The Carver 32 Convertible is designed for people who love power pleasure cruising... and every detail of this craft is designed to make power cruising a pleasure. Spend a few minutes "on board" discovering the Convertible...and you will see what an exceptional craft it is.

PROFILE

Although designed with an offshore fishing capability, the 32 Convertible easily accommodates six adults in plush cruising comfort. The cruising accommodations include twin private staterooms, a complete galley with double-door refrigerator, a head compartment with separate stall shower and an entertaining salon with dinette/lounge and wet bar. The Convertible also offers a 60 sq. ft. self-bailing cockpit with a convenient transom door. The bridge comfortably seats five and features a command console with full instrumentation.

Length	32'0"
Beam	11'7"
Draft	34"
Bridge Clearance	11'6"
Displacement	12,000 lb
Cabin headroom	75"
Sleeping Capacity	6
Fuel System Capacity	210 gal
Water System	
Total Capacity (hot & cold)	80 gal
Underwater Gear	
Propeller shafts	1 1/4" dia SS
Rudders	Bronze w/1 1/4" SS shafts
Struts	Heavy duty bronze alloy

DESIGN

The Carver 32 hull is a modified V bottom designed for a soft stable ride, superior planing performance and fuel efficiency. The forward stem section provides ample buoyancy and smoothly slices through rough water. The four lifting strakes and wide chines give the lift necessary for planing performance. The aft running bottom gradually decreases in V for additional lift, stability and fuel efficiency. The eight inch deep keel provides excellent low speed tracking performance.

Centerline length.....	32'0"
Waterline length.....	28'1"
Gunwale beam	11'7"
Waterline beam (at transom)	10'3"

CONSTRUCTION

Construction of the 32 Convertible hull begins with a fully cured gel coat of 15 mil. thickness. Our craftsmen then use the hand layup method of hull construction. We carefully apply each layer of fiberglass to assure proper resin saturation and consistent hull thickness. This procedure guarantees the proper fiberglass to resin ratio assuring consistent laminate strength throughout.

The 32 Convertible hull consists of several carefully applied layers of 1 1/2 oz. random strand mat and 24 oz. woven roving fiberglass. Generous overlap of the fiberglass layers in the keel and chines assures overall hull strength, impact resistance and structural integrity.

An extensive network of longitudinal stringers and lateral support structures reinforces the fiberglass hull. These supports are bonded to the hull with 24 oz. woven roving fiberglass. A sturdy fiberglass inner liner gives additional structural support to the bow section, interlocking the forward support stringers and engine room bulkhead in place.

The deck and superstructure surfaces are fiberglass reinforced with 3/4" end grain balsa and plywood encapsulated into the fiberglass laminate to ensure the exclusion of moisture. The deck is firmly secured to the hull by fiberglass adhesive and stainless steel screws and sealed by a heavy extruded aluminum gunwale molding.

Every Carver boat is carefully inspected many times during the construction process. We thoroughly inspect every step to guarantee each boat meets our high standards of construction.

PROPULSION

The Carver 32 Convertible comes with a choice of engines: the twin V-drive 270 Crusader inboards or the twin V-drive 260 Mercruiser inboards. The propulsion system includes 2.05:1 reduction gears, 1 1/4" stainless steel shafts with 18"x18" four blade propellers.

Cruising speed at 3000 rpm is 19 mph. Top speed is 32 mph.*

Specifications for diesel propulsion systems are available from your Carver dealer.

STANDARD FEATURES OF THE CARVER 32 CONVERTIBLE

A brief inspection of the Carver 32 Convertible demonstrates its many standard features. The command bridge provides unobstructed cruising visibility for five adults on three pedestal seats and aft bench seat. Command console instrumentation includes back-lighted fuel, oil pressure and temperature gauges, tachometers and voltmeter. Under dash and under seat bridge storage is 10.42 cu. ft.

The skid resistant decks are completely surrounded by stainless steel bow rail and safety rails. All deck hardware, including 4 - 10" cleats, 4 - springline cleats and rope deck pipe, is stainless steel. Windows, deck hatches and cabin ports are fully weather sealed and include screens. The large cockpit measures 6' by 9'6" and includes a convenient transom door and 15.48 cu. ft. of storage.

Stepping into the spacious salon, there is a raised dinette with cruising visibility that converts to a large double berth. The wet bar has over 6 cu. ft. of bottle and glass storage.

The head compartment has a hot/cold shower with fiberglass stall, marine head with 40 gallon holding tank and a full mirrored vanity with stainless steel sink and sea rails. There is 3.96 cu. ft. of head compartment storage. An electric blower provides ventilation.

A fully pressurized 80 gallon hot/cold water system serves the head compartment, bar and galley. The spacious galley counter top has a deep dual basin stainless steel sink. The Princess 3-burner electric stove/oven is standard. The Norcold double door refrigerator/freezer features 3 removable shelves, in-door storage, crisper and a 40 lb. freezer. This unit operates on 12 or 110 volt power.

The forward stateroom features a V-berth design with seat filler cushion. There is 8.71 cu. ft. of hanging locker storage.

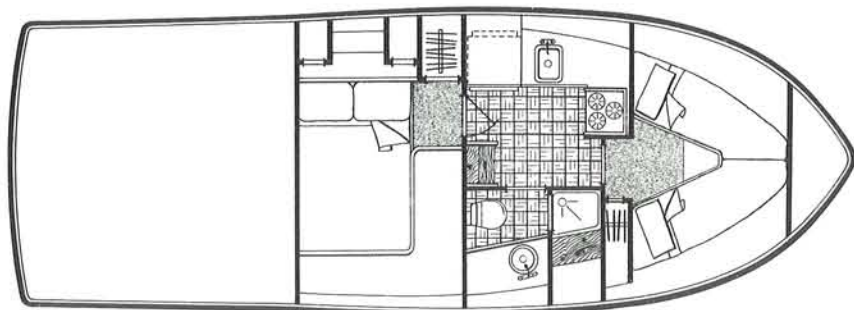
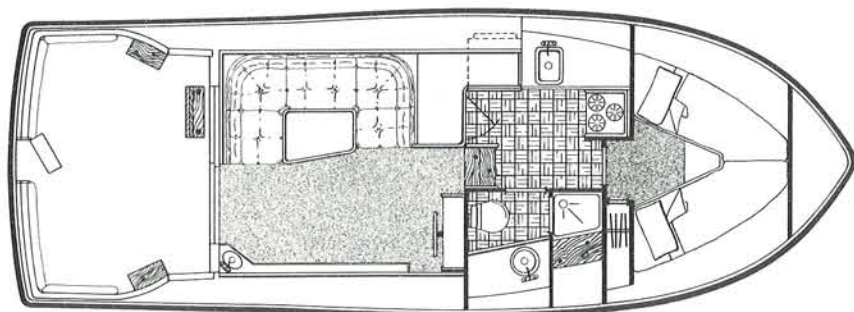
The large midship stateroom is located under the dinette. It features standing headroom and a 75"x48" double berth. There is 21.77 cu. ft. of mirrored hanging locker and locker storage.

The interior decor provides a choice of colors. All berths are 3" foam covered with Scotchgard protected fabric. The fully lined drapes are all cotton with Scotchgard protection. The plush 100% nylon carpet is stain and soil resistant.

The navigation and anchor lights of the 32 Convertible exceed U.S. Coast Guard standards.

Cabin lighting is 12 volt throughout with courtesy lights on the bridge, accent lights in the salon and mid-cabin fluorescent lighting. Dockside wiring is 110 volt, 30 amp with a 50 foot shore cable. There are six 110 volt receptacles located throughout the craft.

Now that you have taken the time and care to learn about our product...we feel you will want to experience it as well. We recommend that you visit your Carver dealer or tour our production facilities in Pulaski, WI, for a thorough inspection of the Carver 32 Convertible.



Mid Cabin Stateroom

STANDARD EQUIPMENT

Exterior

- Bottom paint, anti-fouling
- Bow rail & bridge rails - welded SS
- Anti-skid texture fiberglass decks
- Navigation lights
- Command bridge w/helm, seating, W/S
- Helm console w/full instrumentation
- Transom door

Galley & Head Compartment

- Pressure water system
- Hot water heater, 12 gallon
- Stove w/oven, electric 3-burner
- Refrigerator, dual voltage, upright
- Head, marine
- Shower, fiberglass stall w/bifold door

Functional/Safety

- Horn
- Bilge pump, automatic (2)
- Window screens
- Trim tabs, electric/hydraulic

Electrical

- Heavy duty batteries (2)
- Dockside wiring, 30 amp, 110 VAC
- 12V wiring w/thermal breakers
- Cabin lighting, 12 volt

Interior

- Color coordinated carpeting, draperies, and upholstery
- Teak parquet floor in galley
- Wet bar w/bottle storage

SELECTED OPTIONS

Helm Equipment

- Lower station helm & controls
- 7" spotlight - electric remote control
- Cigar lighter
- Compass
- Engine synchronizers
- Engine hour meters
- Horn - electric dual trumpet

Seating

- Pilot seat at lower station

Galley & Interior

- Microwave oven & electric stove
- 3-burner propane stove w/oven
- Ice maker

Heads

- Vac-u flush head w/holding tank
- Crown electric head w/holding tank

Electrical

- 7.5 KW gasoline generator
- Dual dockside - 110V-30A
- 20A battery charging system

Exterior


- Cockpit pressure sea water washdown
- Fiberglass swim platform w/ladder
- Fiberglass bow pulpit
- Cockpit/bridge/aft deck carpet
- Air conditioning w/reverse cycle heat
- Cassette stereo w/AM-FM radio
- Shore water connection
- Monitors - water & holding tank

Weather Covers

- Bimini top w/full enclosure
- Bridge cover

Propulsion

- Engine fresh water cooling



CARVER

CARVER CORPORATION
Industrial Drive
Pulaski, WI 54162

For additional information on any Carver cruiser, or to arrange your personal tour of our facilities in Pulaski, call us at 1-800-558-8190 (in Wisconsin 1-800-242-4546; in Canada, 1-800-351-0644) between 8 and 5, CST. Or write Carver, Pulaski, Wisconsin 54162.

*These results were experienced by the specific unit tested. Different boats, engines, load or test conditions could result in varied performance.

Carver reserves the right to change without notice: price, color, materials, equipment specifications or models of its cruiser line. Models may also be discontinued without obligation to previous purchasers.