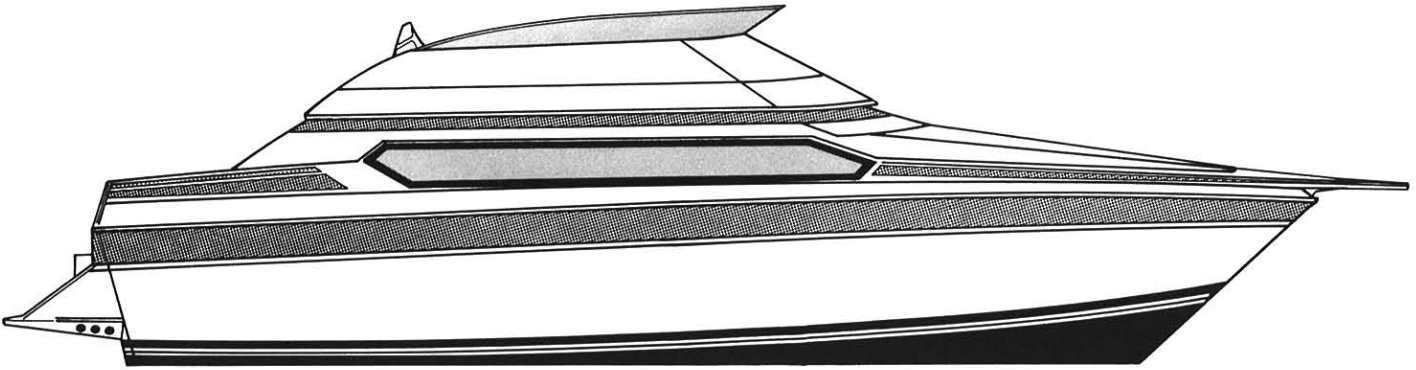


34 **Santego**



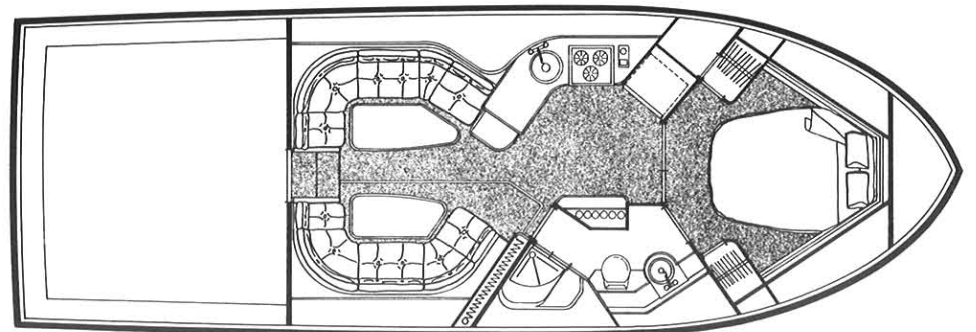
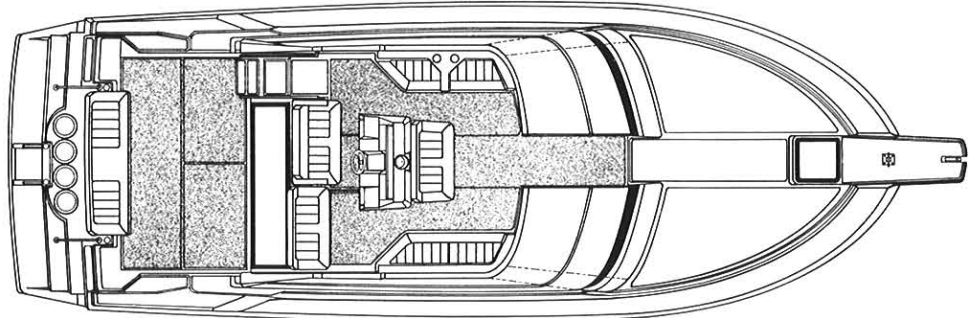
The Carver 34 Santego features walk-around side decks, a command bridge with double-width helm seat and a fiberglass swim platform with integrated storage. The interior offers spacious, open-concept styling that provides ample sleeping

accommodations for six with a large master stateroom and a wrap-around dinette/lounge that converts to a double berth. A fully equipped galley, wet bar and a head compartment complete with a shower and vanity add to the interior comfort.

PRELIMINARY INFORMATION

SPECIFICATIONS

LOA	41'8"
Beam	13'2"
Draft	40"
Bridge Clearance	13'2"
With Optional Arch	15'11"
Deadrise @ Transom	19°
Displacement	16,000 lb.
Cabin Headroom	76"
Sleeping Capacity	6
Fuel System Capacity	232 gal.
Water System Capacity	100 gal.
Waste Capacity	37 gal.



Carver 34 Santego

PRELIMINARY

STANDARD EQUIPMENT

Exterior

Bottom paint, anti-fouling
7/8" welded SS bow and bridge rails
Fore and aft SS cleats
Springline cleats, SS (2)
Command bridge with control console and full instrumentation
Navigation lights
Fully weather-sealed deck hatch with screen
Anti-skid texture fiberglass decks
Venturi windshield
Helm seat, double wide, sliding
Self-bailing cockpit
Fender racks, built-in
Heavy-duty gunwale molding
Cockpit lounge
Bow pulpit
Fiberglass swim platform with ladder

Hull Design

The Carver 34' running bottom incorporates a modified V-warped plane design that features a sharp entry at the stem (forward) which cuts rough water for a soft ride. Four lifting strakes and wide, hard chines provide additional lift and stability. Deadrise at transom is 19°.

Construction

Every Carver hull utilizes the "hand-layup" method of construction. This method assures proper resin saturation, consistent thickness of material, and removes the possibility of air voids. Glass to resin ratios are better maintained through this method thus assuring consistent laminate strength. (Each individual hull, deck and liner is thoroughly inspected and tested to insure Carver glass to resin ratio design specifications are met.)

Gel Coat - Fiberglass components used above the waterline are coated with at least an 18 mil thickness of gel coat. All underwater surfaces of the hull are coated with a minimum of 24 mils of gel coat.

Fiberglass Laminate - The 30' Carver hull utilizes a layup schedule that includes 1½ oz. chop strand glass and 24 oz. woven roving. Generous overlap of the individual laminates increases the thickness and strength in the areas of the keel and chines.

Deck Construction - The deck and superstructure are reinforced with ¾" end grain balsa. ¼" aluminum plates are utilized in areas of hardware installation. The deck is secured to the hull by a fiberglass adhesive and stainless steel screws every six inches along the gunwale. Heavy gunwale molding seals the deck/hull joint.

Carver prides itself on the fine workmanship that is found in each boat. Special attention is given to every detail, from the initial inspection of the hull to the hand finishing of the cabinetry. These special touches, combined with the dedication of our employees, are reflected in the pride of ownership of a Carver yacht.

Galley and Head Compartments

Pressurized water system
11 gal. water heater
2-burner recessed alcohol/electric stove
Refrigerator/freezer, dual voltage
Head, manual flush
Engine heat exchanger
37 gal. holding tank
Shower
Wet bar
Vanity

Functional/Safety

Windows, tinted, with screens
Bilge pumps, automatic (2)
Gravity bilge ventilation
Trim tabs, electric/hydraulic
Horn, dual-trumpet
Carbon monoxide monitoring system
Galvanic isolator
Fireboy Halon fire extinguisher system
Storage/shipping cradle

Electrical

Marine-quality batteries (2)
Cabin lighting, 12V
Dockside wiring with shore cord, 30 amp
Voltmeter/ammeter kit

Interior

Choice of 3 color combinations
Mini-blinds
Private forward stateroom
2 dinette/lounges convert to double berths

SELECTED OPTIONS

Helm Equipment

Engine synchronizer
7" spotlight, electric remote control
Cigar lighter
Compass
Engine hour meter(s)

Galley, Interior and Head

Icemaker
Air conditioning with reverse cycle heat
Shore water connector
Stereo component system, Maxximia
Decorator pillows (6)
Mini-blinds
Galley blender
Water tank monitor
Crown electric head with holding tank
Electric flush head with holding tank
Overboard discharge for heads (Coastal markets only)

Weather Covers

Bimini top with boat
Bimini top with full enclosure
Bridge seat cover

Electrical

Dual dockside, 120V/30A
6.5 KW Kohler gas generator (recommended with air conditioning)
Dockside adaptor(s), 30 amp
40 amp charging system

Exterior

Electric windlass
Electronics arch
Bridge and cockpit carpet
Cockpit seawater washdown
Cockpit shower

Propulsion

Engine fresh water cooling
Internal/external strainers
Twin stern drive - gas
Model 271 Volvo Duo-Prop
Model 7.4 Bravo II Merc
Twin stern drive - diesel
Model AQAD 41 Volvo Duo-Prop
Twin drive inboard - gas
Model 454 CID Crusader
Model 7.4L Merc

Safety and Miscellaneous

4 lb. portable fire extinguisher

For more information on the 34 Santego, see your Carver dealer, or call toll free 800/558-8190. (Wisconsin 800/242-4546; Canada 800/351-0644)

Preliminary Information.

Carver Boat Corporation reserves the right to change without notice: color, materials, equipment and specifications. 8/88

CARVER

Carver Boat Corporation
Industrial Drive
Pulaski, Wisconsin 54162-1010
414/822-3214

