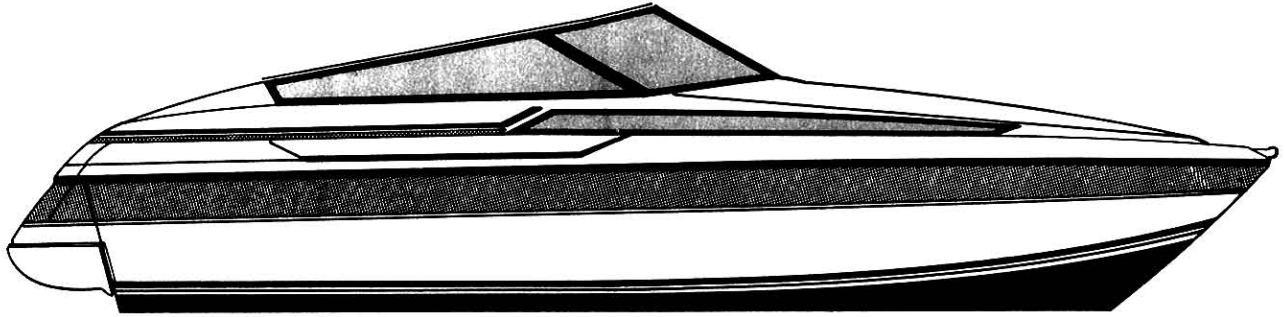


30 Allegra

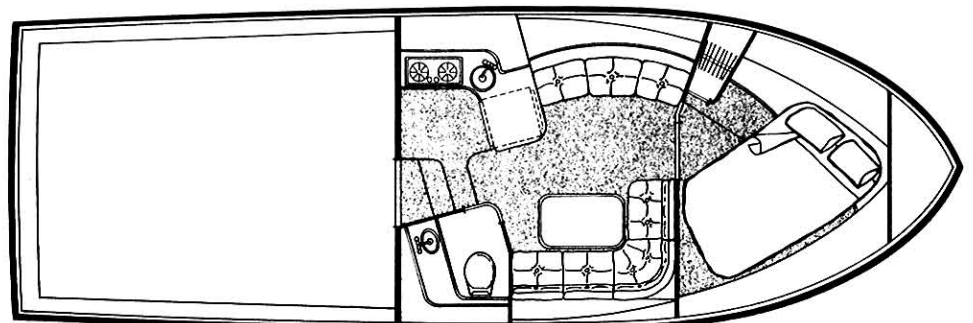
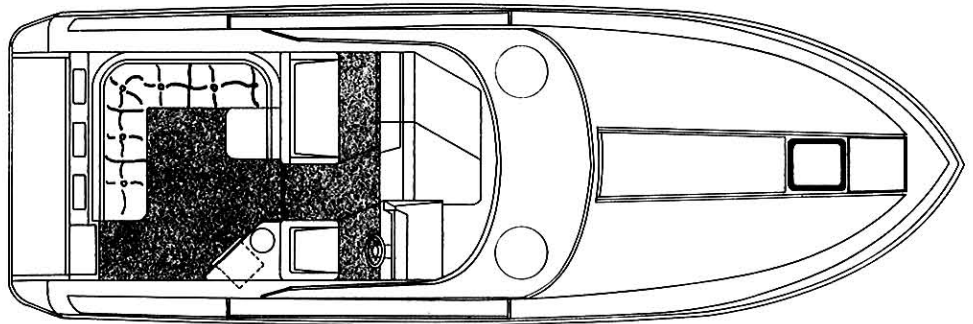


The Carver 30 Allegra is designed to provide plenty of space for open-air entertaining. Comfortable cockpit seating, together with an easy-to-access built-in swim platform, make the Allegra perfect for those who enjoy the sun and water. Color-coordinated graphics, a sport helm station and windscreen provide the perfect combination of form and function. Carver's usual knack for

providing roomy interiors is also obvious in the Allegra. A private stateroom for the owners and a convertible dinette provide sleeping accommodations for four. Other features include an enclosed head compartment with shower, galley with stove and dual-voltage refrigerator, and plenty of storage for clothes and provisions.

SPECIFICATIONS

LOH	30'8"
Standard LOA	34'0"
Maximum LOA	34'0"
Beam	11'0"
Draft	37"
Bridge Clearance	6'11"
With Optional Arch	8'5"
Deadrise @ Transom	18°
Dry Weight (approx.)	10,950 lb.
Cabin Headroom	6'1"
Sleeping Capacity	4
Fuel System Capacity	150 gal.
Water System Capacity	51 gal.
Waste Capacity	37 gal.



Carver 30 Allegra

STANDARD EQUIPMENT

Exterior

Bottom paint, anti-fouling
3/8" welded SS bow and bridge rails
Fore and aft SS cleats
Springline cleats
Sport helm console with full instrumentation
Navigation lights
Fully weather-sealed deck hatch with screen
Anti-skid texture fiberglass decks
Sport windshield
Windshield wiper
Helm seat
Self-bailing cockpit
Trim tabs
Cockpit cover
Fiberglass swim platform with ladder
Sport boat graphics
Designer cockpit upholstery
Cockpit lounge
Wet bar

Propulsion

Twin stern drive - gas
5.7L MerCruiser
AQ271 Volvo Duo-Prop
7.4L Bravo 1 MerCruiser
AQ740 Volvo Duo-Prop
Twin stern drive - diesel
AQAD 41 Volvo Duo-Prop

Hull Design

The Carver 30' running bottom incorporates a modified V-warped plane design that features a sharp entry at the stem (forward) which cuts rough water for a soft ride. Four lifting strakes and wide, hard chines provide additional lift and stability.

Construction

Every Carver hull utilizes the "hand-layup" method of construction. This method assures proper resin saturation, consistent thickness of material, and removes the possibility of air voids. Glass to resin ratios are better maintained through this method thus assuring consistent laminate strength. (Each individual hull, deck and liner is thoroughly inspected and tested to insure Carver glass to resin ratio design specifications are met.)

Gel Coat - Fiberglass components used above the waterline are coated with at least an 18 mil thickness of gel coat. All underwater surfaces of the hull are coated with a minimum of 24 mils of gel coat.

Fiberglass Laminate - The 30' Carver hull utilizes a layup schedule that includes 1 1/2 oz. chop strand glass and 24 oz. woven roving. Generous overlap of the individual laminates increases the thickness and strength in the areas of the keel and chines.

Deck Construction - The deck and superstructure are reinforced with 3/4" end grain balsa. 1/4" aluminum plates are utilized in areas of hardware installation. The deck is secured to the hull by a fiberglass adhesive and stainless steel screws every six inches along the gunwale. Heavy gunwale molding seals the deck/hull joint.

Carver prides itself on the fine workmanship that is found in each boat. Special attention is given to every detail, from the initial inspection of the hull to the hand finishing of the cabinetry. These special touches, combined with the dedication of our employees, are reflected in the pride of ownership of a Carver yacht.

Galley and Head Compartments

Pressurized water system
12 gal. water heater
2-burner recessed alcohol/electric stove
Refrigerator/freezer, dual voltage
Head, manual flush
37 gal. holding tank
Shower
Vanity

Functional/Safety

Windows, tinted, with screens
Bilge pumps, automatic (2)
Gravity bilge ventilation
Horn, single-trumpet
Carbon monoxide monitoring system
Galvanic isolator
Fireboy Halon fire extinguisher system
Storage/shipping cradle

Electrical

Marine-quality battery(s)
Cabin lighting, 12V
Dockside wiring, 30 amp, 120 VAC with a 50 ft. shore cable
Voltmeter/ammeter kit

Interior

AM/FM stereo/cassette, Magnadyne
Choice of 3 color combinations
Dinette/lounge converts to double berth

OPTIONAL EQUIPMENT

Helm Equipment

Engine synchronizer
5" or 7" spotlight, electric remote control
Cigar lighter
Compass
Engine hour meter(s)
Horn, electric, dual-trumpet
Windshield wiper companion

Galley, Interior and Head

Air conditioning with reverse cycle heat
Shore water connector
Stereo component system, Maxxima
Decorator pillows (6)
Water tank monitor
Microwave
Galley blender
Engine heat exchanger
Crown electric head with holding tank
Electric flush head with holding tank
Overboard discharge for heads (Coastal markets only)

Weather Covers

Convertible top with boot
Convertible top and enclosure

Electrical

Dual dockside, 120V/30A
6.5 KW Kohler gas generator (recommended with air conditioning)
Dockside adaptor(s), 30 amp
20 amp charging system
Two heavy-duty batteries

Exterior

Bridge and cockpit carpet
Cockpit seawater washdown
Electronics arch
Heavy-duty gunwale molding
Icemaker
Electric windlass
Cockpit hand shower

Propulsion

Engine fresh water cooling
Fuel selector valves

Safety and Miscellaneous

4 lb. portable fire extinguisher

For more information on the 30 Allegra, see your Carver dealer. We also invite you to visit our production facilities in Pulaski, WI. Call toll free 800/558-8190. (Wisconsin 800/242-4546; Canada 800/351-0644)

Information accurate at time of printing. Carver Boat Corporation reserves the right to change without notice: price, color, materials, equipment specifications or models. Models may also be discontinued without obligation to previous purchasers. All Carver yachts and cruisers carry a limited warranty. See your dealer for current specifications.

CARVER

Carver Boat Corporation
Industrial Drive
Pulaski, Wisconsin 54162-1010
414/822-3214

POWER BY

**VOLVO
PENTA**

CERTIFIED
NMMA