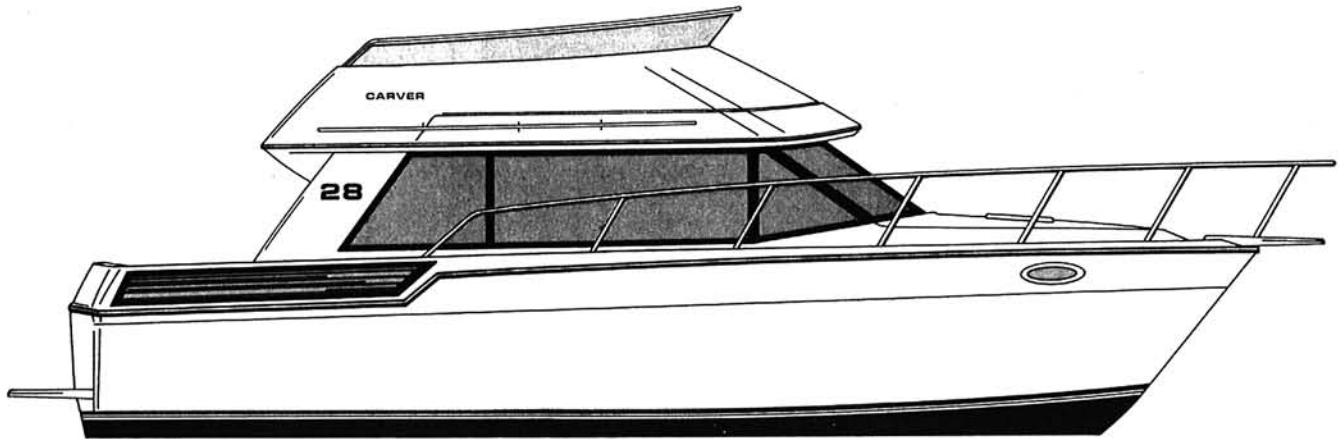


28 Command Bridge

M - Plan

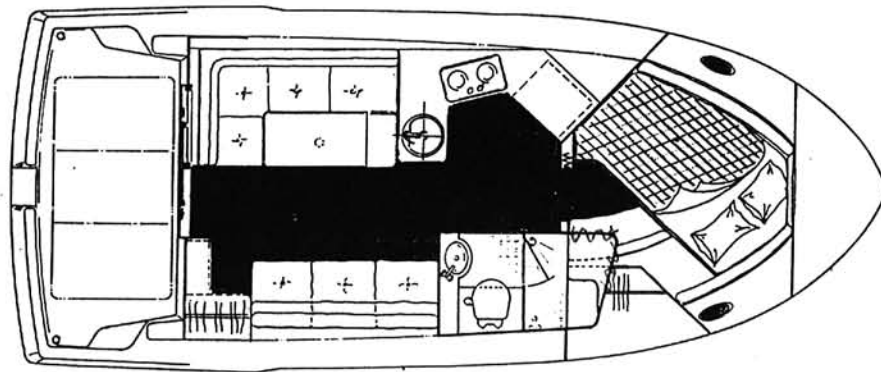


The new 28 Command Bridge offers wide-body stability and comfort in a traditional bridge boat. Below deck there's sleeping accommodations for six with a double berth forward, convertible dinette and sofa. The wide beam along with the large salon windows provide an open and spacious cabin. There's a

complete galley, comfortable dinette and head compartment with stall shower. Topside, you'll find a command bridge that seats five and converts to a sun lounge! The all new 28 Command Bridge, brings you "stability-plus" in a traditional design.

SPECIFICATIONS

LOA w/platform	30'6"	9,30 m
LOA w/platform & pulpit	32'4"	9,85 m
Beam	11'10"	3,61 m
Draft	35"	0,89 m
Bridge Clearance	9'11"	3,02 m
With Optional Canvas	13'4"	4,06 m
Deadrise @ Transom	16°	
Dry Weight (approx.)	12,500 lbs	5668,93 kg
Cabin Headroom	6'3"	1,90 m
Sleeping Capacity	6	
Fuel System	150 gal	567,75 L
Water System	51 gal	193,04 L
Waste System	20 gal	75,70 L



Carver 28 Command Bridge

STANDARD EQUIPMENT

Helm Equipment

Engine synchronizer
Electric/hydraulic trim tabs
Cigar lighter
Compass
Engine hour meters

Exterior

Welded SS bow and safety rails
Bottom paint, anti-fouling
SS deck hardware including 2-10" bow cleats, 4-8" springline cleats, 2-10" stern cleats and 1-10" anchor cleat
Weather-sealed deck hatch with screen and hatch adjuster
Navigation lights (USCG/NMMA approved)
Command bridge with helm, seating, venturi windshield and storage
Teleflex console instrumentation includes back-lighted fuel gauge, oil and temperature gauges, tachometers and voltmeter
Non-skid fiberglass decks
Cockpit includes transom door and engine access hatch (3)
Heavy-duty gunwale molding

Galley and Head

Pressurized hot/cold water system
40 gallon fresh water tank
11 gallon water heater
2-burner electric/alcohol stove
Single SS galley sink
Dual-voltage refrigerator/freezer
Mirrored vanity with SS sink
Self-contained, dockside discharge marine head
20 gallon holding tank
Pressurized hot/cold stall shower

Functional/Safety

Windows, tinted with screens
Halon fire extinguisher system
Automatic, bilge pump (2)
Gravity bilge ventilation
Dual - recessed electric horn
Carbon monoxide monitoring system
Galvanic isolator
Shipping/storage cradle
Bonding system

Electrical

12 Vdc battery (2)
Cabin lighting, 12 Vdc
Dockside wiring, 30A, 110 Vac with 50 ft. shore cable
12 Vdc wiring with magnetic breakers
Exterior courtesy lights
110 Vac receptacles located throughout

Interior

L-shaped dinette converts to berth
Forward stateroom with berth
Color-coordinated carpeting, draperies and upholstery
Plush, stain and soil-resistant 100% nylon carpeting
Fully lined 100% cotton drapes protected by Scotchgard
Convertible sofa

OPTIONAL EQUIPMENT

Helm Equipment

7" electric remote spotlight
Dual - trumpet horn

Galley, Interior & Head

Grey water holding tank
Microwave
Propane stove
Shore water connection
Stereo cassette w/AM-FM radio
Leads for stereo
Air conditioning with reverse cycle heat
Engine heat exchanger
Water tank monitor
Decorator pillow (6)
Crown electric head with macerator
Electric flush head
Overboard discharge system

Weather Covers

Bimini top
Bimini top with full enclosure
Bridge cover

Electrical

3.0 kW gasoline generator
Dual dockside 30A, 110 Vac
Heavy-duty battery (2)
20A battery charging system
Dockside adaptor(s)

Exterior

Cockpit pressure seawater washdown
Wire for windlass
Windlass
Bow pulpit
Fiberglass swim platform with ladder
External sea water strainers
Internal sea water strainers
Fender rack (4)
Cockpit and bridge exterior carpet

Propulsion

Twin Inboard - Gas
5.7L MerCruiser
305 CID Crusader
350 CID Crusader
501 Volvo
Twin Stern Drive - Diesel
AD41 Volvo DP
FWC MerCruiser, Crusader, Volvo
Fuel tank selector valves
Spare props and shaft

Safety and Miscellaneous

4 lb. fire extinguisher
Loading charge
Shrink wrap

For more information on the 28 Command Bridge, see your Carver dealer. We also invite you to visit our production facilities in Pulaski, WI. Call toll free 800/558-8190. (Wisconsin 800/242-4546; Canada 800/351-0644).

Information accurate at time of printing. Carver Boat Corporation reserves the right to change without notice: price, color, materials, equipment specifications or models. Models may also be discontinued without obligation to previous purchasers. All Carver Yachts and Cruisers carry a limited warranty. See your dealer for current specifications.

CARVER

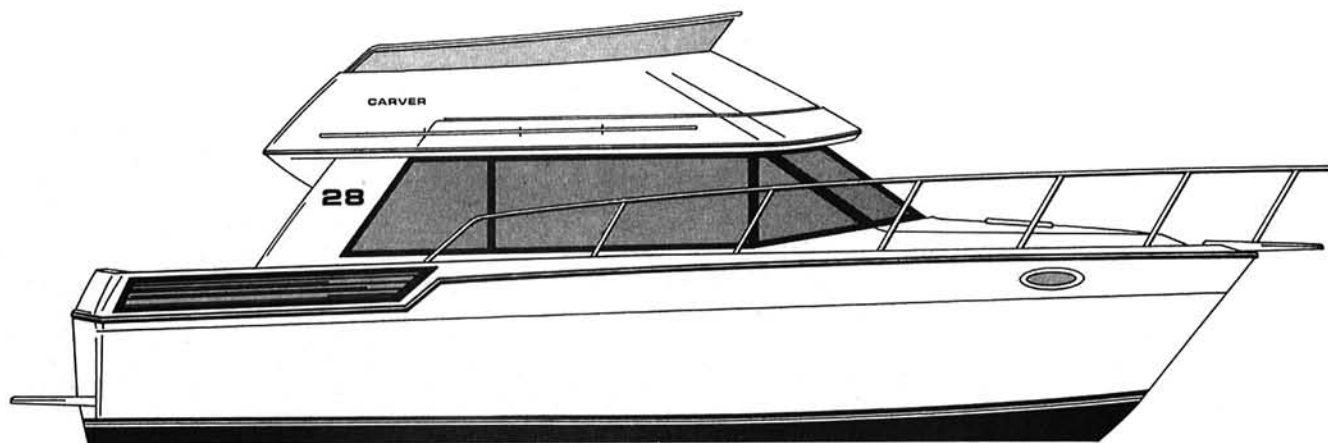
Carver Boat Corporation
Industrial Drive
Pulaski, Wisconsin 54162
414/822-3214

POWER BY



Copyright 1990 Carver Boat Corporation.

28 **Command Bridge**

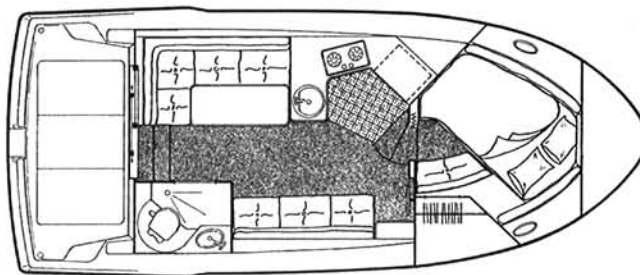


The new 28 Command Bridge offers wide-body stability and comfort in a traditional bridge boat. Below deck there's sleeping accommodations for six with a double berth forward, convertible dinette and sofa. The wide beam along with the large salon windows provide an open and spacious cabin. There's a complete galley, comfortable dinette and

head compartment with shower. And for those who like to pilot from below, an optional lower helm station is available. Topside, you'll find a command bridge that seats five and converts to a sun lounge! The all new 28 Command Bridge, brings you "stability-plus" in a traditional design.

SPECIFICATIONS

LOA w/platform	30'6"	9,30 m
LOA w/platform & pulpit	32'4"	9,85 m
Beam	11'10"	3,61 m
Draft	35"	0,89 m
Bridge Clearance	9'11"	3,02 m
With Optional Canvas	13'4"	4,06 m
Deadrise @ Transom	16°	
Dry Weight (approx.)	12,500 lbs	5668,93 kg
Cabin Headroom	6'3"	1,90 m
Sleeping Capacity	6	
Fuel System	150 gal	567,75 L
Water System	51 gal	193,04 L
Waste System	20 gal	75,70 L



Carver 28 Command Bridge

STANDARD EQUIPMENT

Helm Equipment

Engine synchronizer
Electric/hydraulic trim tabs
Cigar lighter
Compass
Engine hour meter(s)

Exterior

Welded SS bow and safety rails
Bottom paint, anti-fouling
SS deck hardware including 2-10" bow cleats, 4-8" springline cleats, 2-10" stern cleats and 1-10" anchor cleat
Weather-sealed deck hatch with screen and hatch adjuster
Navigation lights (USCG/NMMA approved)
Command bridge with helm, seating, venturi windshield and storage
Teleflex console instrumentation includes back-lighted fuel gauge, oil and temperature gauges, tachometers and voltmeter
Anti-skid fiberglass decks
Cockpit includes transom door, engine access hatch (3) and storage

Galley and Head

Pressurized hot/cold water system
40 gallon fresh water tank
11 gallon water heater
Recessed 2-burner electric/alcohol stove with oven
Single SS galley sink
Double-door dual-voltage refrigerator/freezer
Mirrored vanity with SS sink
Self-contained, dockside discharge marine head
20 gallon holding tank
Pressurized hot/cold shower w/bi-fold doors

Functional/Safety

Windows, tinted with screens
Halon fire extinguisher system
Automatic, bilge pump (2)
Gravity bilge ventilation
Single - trumpet horn
Carbon monoxide monitoring system
Galvanic isolator
Shipping/storage cradle
Bonding system

Electrical

12 Vdc battery (2)
Cabin lighting, 12 Vdc
Dockside wiring, 30A, 110 Vac with 50 ft. shore cable
12 Vdc wiring with thermal breakers
Exterior courtesy lights
110 Vac receptacles located throughout

Interior

U-shaped dinette converts to berth
Forward stateroom with berth
Color-coordinated carpeting, draperies and upholstery
Plush, stain and soil-resistant 100% nylon carpeting
Fully lined 100% cotton drapes protected by Scotchgard

OPTIONAL EQUIPMENT

Helm Equipment

Lower station helm and controls
7" electric remote spotlight
Dual - trumpet electric horn

Galley, Interior & Head

Grey water holding tank
3-burner electric stove with microwave
Recessed propane stove
3-burner propane stove with oven
Shore water connection
Stereo cassette w/AM-FM radio
Leads for stereo
Air conditioning with reverse cycle heat
Engine heat exchanger
Water tank monitor
Decorator pillow (6)
Crown electric head with macerator
Electric flush head
Overboard discharge system

Weather Covers

Bimini top
Bimini top with full enclosure
Bridge cover

Electrical

3.0 kW gasoline generator
Dual dockside 30A, 110 Vac
Heavy-duty battery (2)
20A battery charging system
Dockside adaptor(s)

Exterior

Cockpit pressure seawater washdown
Wire for windlass
Windlass
Bow pulpit
Fiberglass swim platform with ladder
External sea water strainers
Internal sea water strainers
Fender rack (4)
Heavy-duty gunwale molding
Cockpit and bridge exterior carpet

Propulsion

Twin Inboard - Gas
5.7L MerCruiser
305 CID Crusader
350 CID Crusader
501 Volvo
Twin Inboard - Diesel
TAMD31 Volvo
FWC MerCruiser, Crusader, Volvo
Fuel tank selector valves
Spare props and shaft

Safety and Miscellaneous

4 lb. fire extinguisher
Loading charge
Shrink wrap

For more information on the 28 Command Bridge, see your Carver dealer. We also invite you to visit our production facilities in Pulaski, WI. Call toll free 800/558-8190. (Wisconsin 800/242-4546; Canada 800/351-0644).

Information accurate at time of printing. Carver Boat Corporation reserves the right to change without notice: price, color, materials, equipment specifications or models. Models may also be discontinued without obligation to previous purchasers. All Carver Yachts and Cruisers carry a limited warranty. See your dealer for current specifications.

CARVER

Carver Boat Corporation
Industrial Drive
Pulaski, Wisconsin 54162
414/822-3214

POWER BY



Copyright 1990 Carver Boat Corporation.