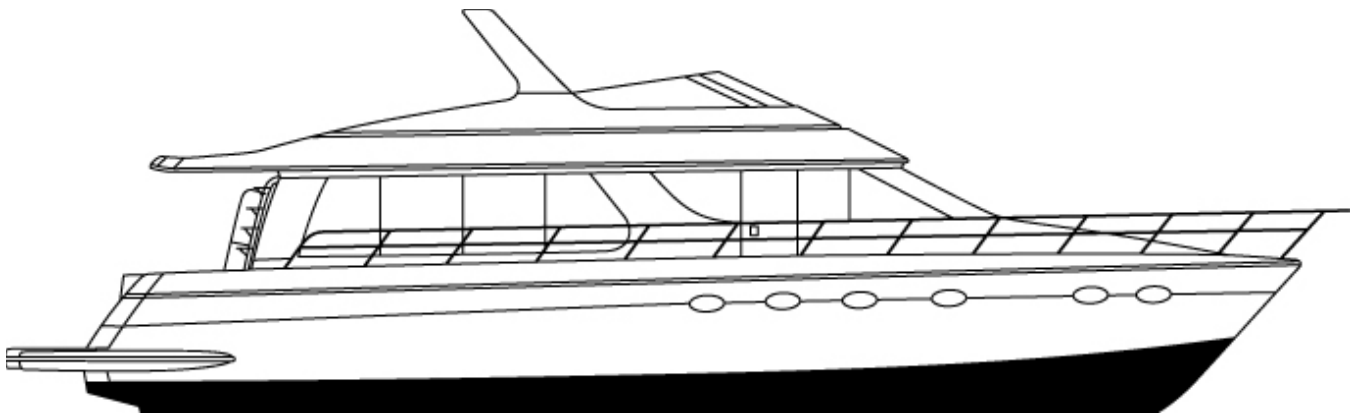

57 VOYAGER

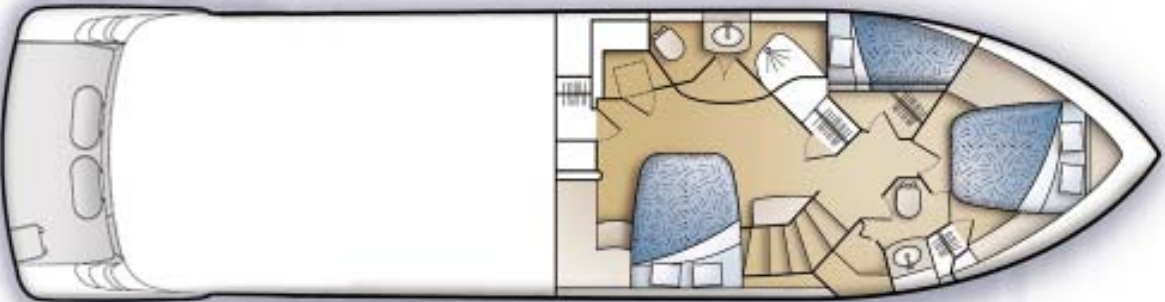
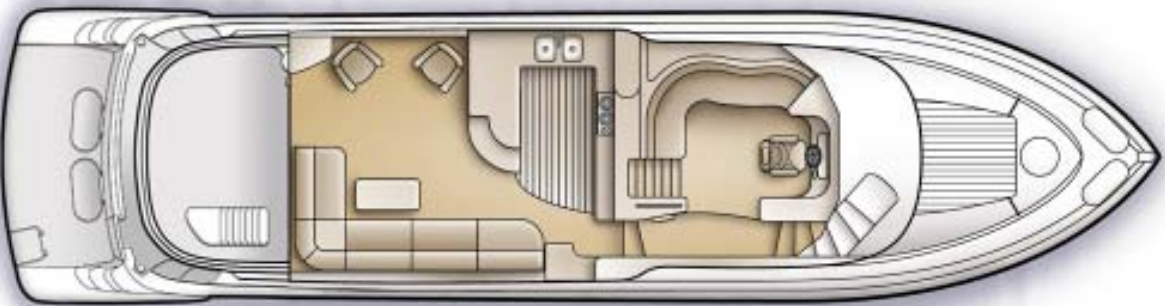
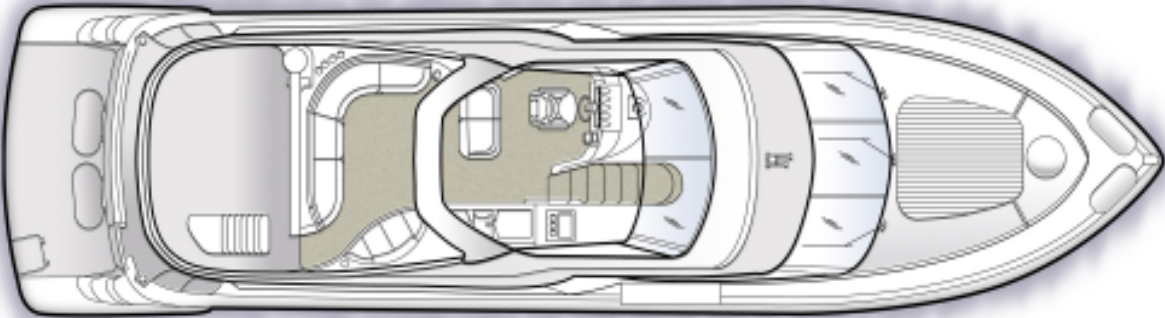
PILOTHOUSE



57 VOYAGER PILOTHOUSE

SPECIFICATIONS

LOA (w/platform)	59'2"	18,03 m
Beam	15'4"	4,67 m
Draft	57"	1,45 m
Bridge Clearance w/arch	19'	5,79 m
Weight (w/fuel & water)	52,500 lbs.	23814 kg
Water System	200 U.S. gals.	757,08 liters
Waste System	100 U.S. gals.	378,54 liters
Fuel System	800 U.S. gals.	3028,32 liters
Twin inboards (diesel)		
Cabin Headroom	6'11"	2,11 m
Sleeps	6 (8 optional)	



57 VOYAGER PILOTHOUSE

STANDARD FEATURES

CONSTRUCTION

- Structural engine mountings - longitudinal stringer span mounting with reinforced, double-gusseted angle steel plates
- Fabricated aluminum floor frames with stainless steel stanchions
- Hand-laid, molded fiberglass components featuring composite laminate hullsides, decks, and cabintops
- Molded fiberglass stringer system
- Cherry wood bulkheads, cabinetry, and trim throughout cabin, with high-gloss finish
- Solid fiberglass hull bottoms with Knytex substrates and Vinylester barrier coat
- Tinted, tempered safety glass frameless window systems
- Unitized deck, cockpit, and cabintop construction with integral aluminum truss reinforcement in cabintop structure

MECHANICAL

- Air conditioning - split system in cabin, 4-zone, 72,000 BTU; optional A/C unit on bridge, 24,000 BTU; with reverse cycle heat and heater strips; dedicated shore power connector
- Bow thruster
- Cutlass bearings - synthetic rubber composite
- Dripless shaft logs with spare seals
- Engine synchronizer
- Exhaust mufflers - engines, generator
- Fresh water cooling - engines
- Fuel tanks - welded, baffled 5052 aluminum
- Hydraulic steering
- Propellers - manufacturer-certified
- Propeller shafts - aquamet
- Rudders - 421 manganese bronze
- Seawater strainers
- Struts - 421 manganese bronze
- Trim tabs - stainless steel, hydraulic

ELECTRICAL

- AC/DC distribution panels with magnetic circuit breakers and integral generator and bilge blower controls; AC and DC voltmeters; AC and DC ammeters
- Batteries (9) - deep cycle, marine (12V)
- Battery chargers (3) - electronic, AC-DC converters
- External connectors - CATV, telephone
- Generator - 15.5 kW, diesel
- Ground Fault Circuit Interrupt (GFCI) protection - all 110V outlets
- Inverter
- Shore power connectors (2) - 50 amp
- Shore power cords (2) - 50 ft.
- Wiring system - tinned copper strand wire, harnessed, color-coded, labeled, meets or exceeds ABYC standards

WATER & WASTE SYSTEMS

- Central grey water system
- Fresh water system - pressurized (12V), with large-capacity filter
- Fresh water storage tanks (2) - polyethylene
- Fresh water tank level monitor
- Grey water sump pump - automatic/manual operation
- Handshower - fresh water, hot and cold, in cockpit
- Shore water connection with pressure-reduction valve
- Washdown - fresh water, bow and transom
- Waste holding tanks (2) - with filtered vents and dockside pumpouts
- Waste tank level monitors (2)
- Water and waste lines - constructed of molecularly cross-linked polyethylene
- Water heater - 20 gallons (110V)

SAFETY & NAVIGATION

- Anodes - zinc, sacrificial
- Battery master disconnect switches

- Battery restraint brackets and covers with restraint straps
- Bilge alarm - high water
- Bilge blowers (12V)
- Bilge pumps (3) - 2000 gph each, automatic/manual operation
- Bronze valves for all underwater thru-hulls
- CO detectors in salon and staterooms
- Compass - illuminated, dual-read
- Docking lights - transom
- Engine alarms - temperature and oil pressure
- Fire suppression system - automatic, FE241 (FM200 in European Community)
- Fog bell - 8", stainless steel
- Galvanic isolator/zinc saver
- Horns - dual, air/electric (12V), trumpet
- Internal bonding system
- Isolation transformers on the internal shore power lines
- Molded nonskid surfaces on all walk decks - diamond pattern
- Navigation lights (COLREGS)
- Spotlight
- Windlass package - with 60 lb. anchor and 200 ft. of 3/8" chain

BRIDGE

Aft Bridge Extension

- 63 ft² (approx.)
- Hand rail - stainless steel, on transom
- Light - courtesy, recessed

Command Bridge

- 110V outlet - GFCI protected
- Beverage holders (5) - recessed, integral, self-draining
- Cooler - self-draining, 3 integral bottle holders, with double-hinged lid and support
- DC distribution panel - bridge 12V systems
- Electronics arch - custom aluminum with acrylic polyurethane surface coating and UV protection

57 VOYAGER PILOTHOUSE

- Electronics arch access plates (3)
 - corrosion-resistant polymer attached with noncorroding screws and waterproof sealant
- Entrance door - 66" x 23" weather-tight, secures closed, with 3 gas shocks provides access to pilothouse
- Hand rail - stainless steel, next to pilothouse entrance door
- Hand rail - stainless steel, across front of cooler and wet bar
- Lights - courtesy, recessed
- Lights - halogen, overhead, recessed
- Lounge - double-wide, port side, swivel, electrically-driven
- Lounge - double-wide, starboard side, with storage beneath
- Lounge - U-shaped, port side, accommodates 7 adults, with storage beneath
- Safety gate - between bridge and aft bridge extension
- Seat covers
- Self-draining walk surface
- Stereo speakers (2) - pre-wired
- Table
- Wet bar - self-draining with 3 sinks, preparation surface, 2 storage cabinets beneath
- Windshield - tinted, wraparound, stainless steel frame

Helm

- Access panel - provides access to wiring below helm
- Accessory space - for installing navigation equipment
- Adapter - 12V
- Beverage holders - recessed, integral
- Dash - fiberglass with faux burlled walnut accents
- Grab rail - stainless steel, on helm console
- Helm seat - pedestal, adjustable, high-quality marine-grade upholstery, embroidery stitching
- Light - courtesy, recessed
- Telephone connector
- Tilt steering wheel

Instrumentation

- Gauges - synchronizer, rudder angle (multi-gauge); digital tachometer with hourmeter (1 per engine); oil pressure, engine temperature, engine battery voltage, fuel level, (multi-gauge, 1 per engine)
- Rocker switch controls

DECK

Side Decks

- Bow rail - 1.25" O.D., lineal-buffed, welded stainless steel, with additional intermediate rail amidships and forward
- Bow rail stanchions - double-welded (inside and outside), stainless steel, anchored to aluminum backing plates laminated into deck
- Cleats (4) - 10" spring, stainless steel, with chafe plates, bolted through aluminum backing plate
- Deck toe rail
- Grab rail - stainless steel, over cabin windows, running length of cabin and above windshields
- Pilothouse door - starboard side deck, sliding, stainless steel grab handle
- Rail gate - starboard side
- Rub rail molding - heavy-duty, stainless steel insert

Fore Deck

- Bow lockers (2) - in-deck, self-draining, for fender storage and anchor chain locker access
- Cleats (2) - 12" stainless steel with chafe plates, bolted through aluminum backing plate
- Cleat - 12" stainless steel, for anchor line, bolted through aluminum backing plate
- Sunpad
- Windshield weather covers - black mesh

COCKPIT

- 70 ft² (approx.), integral to hull and deck, self-draining
- 110V outlet - GFCI protected
- Aft bridge extension ladder - stainless steel, with stainless

steel hand rail, diamond pattern non-skid steps

- Bolsters - padded, across transom
- Cleats (2) - 12" stainless steel, bolted through aluminum backing plate, inboard-mounted with stainless steel hawse pipes
- Grab rails (2) - stainless steel, by side deck stairways
- Grab rail - stainless steel, on top of transom
- Grab rail - stainless steel, at top of aft bridge extension ladder
- Hatch - engine room access, 3' x 5', guttered, watertight, supported by gas shocks
- Lights (4) - courtesy, recessed, with exterior-mounted switch
- Lights (2) - overhead, recessed, with exterior-mounted switch
- Overhead sun/weather protection - 73" from cabin toward stern
- Side deck stairways (2) - integral to deck
- Stereo speakers (2) - pre-wired
- Transom door - aluminum, secures closed, stainless steel hardware

ENGINE ROOM

- Bilges coated with white, low-VOC gelcoat
- Bulkheads laminated to hull sides and stringers
- Catwalk - diamond plate aluminum
- Hinged access ladder
- Insulation - acoustical and thermal, vinyl vapor barrier
- Lights (6) - overhead, fluorescent, controls in cockpit

BOARDING PLATFORM

- 65 ft² (approx.), integral to hull and deck
- Boarding ladder - telescoping, with grab rail, concealed in boarding platform
- Hand rails - stainless steel, port and starboard transom
- Storage lockers (2) - in-deck, self-draining
- Storage lockers (2) - transom, for stowing shore water hoses and shore power lines

57 VOYAGER PILOTHOUSE

SALON

- 110V outlets (3) - GFCI protected
- AC and DC distribution panels
- Carpet - tufted cut pile, 65 oz., crush-resistant, 100% nylon
- Chairs (2) - Flexsteel, swivel
- Countertops - sapele pommele inlay with cherry wood trim
- Curtain - décor-matched, over entrance door
- Décor package - 10-piece decorator pillow set
- Designer décor
- Entertainment group - 30" LCD TV, 110V component stereo including AM/FM receiver, 5-disc DVD changer, satellite radio system, 2 speakers each in salon, pilothouse, guest stateroom
- Entrance door - stainless steel frame, curved, sliding, 45" x 72", handle lock, deadbolt, neutral density glass, with interior screen
- Hardware highlights - brass/chrome
- Lights (8) - courtesy, over side windows, recessed
- Lights (13) - halogen, overhead, recessed, with electronic dimmer controls
- Lounge - Flexsteel, with double incliners, sofa extension
- Miniblinds - décor-matched
- Rocker light switches
- Table - solid wood top, swivel-out leaf, brushed aluminum base, adjustable height
- Telephone connector

GALLEY

- 110V outlet - GFCI protected
- Coffeemaker
- Countertops - granite
- Designer décor
- Flooring - granite tile
- Freezer
- Hardware highlights - brass/chrome
- Lights (2) - halogen, over range, recessed
- Lights (3) - halogen, overhead, recessed
- Microwave/convection oven - built-in
- Oven - electric

- Range - electric, 3-burner, smooth top, with wraparound stainless steel backsplash
- Range vent
- Refrigerator
- Rocker light switches
- Sink - two basin, integral
- Snack bar
- Stainless steel backsplash around range
- Storage cabinets (4)
- Storage drawers (12)
- Towel bar - brass
- Towel rings (2)

PILOTHOUSE

- 110V outlet - GFCI protected
- Beverage holders (4) - recessed, integrated
- Carpet - tufted cut pile, 65 oz., crush-resistant, 100% nylon
- Circuit breakers - for helm controls
- Command bridge access stairway
- Countertops - sapele pommele inlay with cherry wood trim
- Helm - wrap-around, aircraft-style
- Helm seat - Flexsteel, Ultra-leather, 6-way electrically adjustable
- Lights (6) - halogen, overhead, recessed
- Lounge - L-shaped
- Night operations light - halogen, red illumination
- Overhead panel - flush-mounted, for navigation equipment
- Side deck door - starboard, sliding
- Rocker light switches
- Telephone connector
- Windshield defoggers (3)
- Windshield wipers (3) - pulse, each with fresh water washer

COMPANIONWAY TO STATEROOM LEVEL

- 110V outlet - GFCI protected
- Alcove - two-shelf, mirror-backed, with halogen, overhead, recessed light
- Carpet - tufted cut pile, 65 oz., crush-resistant, 100% nylon

- Hand rails (3) - stainless steel, on stairway
- Lights (8) - courtesy, recessed
- Light - halogen, overhead, recessed
- Portlight - screened
- Rocker light switches

MASTER STATEROOM

- 110V outlets (3) - GFCI protected
- Berth - oversized queen, inner-spring mattress, island
- Berth endtables (2) - sapele pommele inlay with cherry wood trim
- Carpet - tufted cut pile, 65 oz., crush-resistant, 100% nylon
- Countertops - sapele pommele inlay with cherry wood trim
- Designer décor
- Dresser - integral, sapele pommele inlay with cherry wood trim top, 5 drawers
- Entrance door - 2-panel, solid cherry wood frame with sapele pommele panels exterior, cherry wood panels interior, secures open and closed, stainless steel hardware
- Fresh air system - passive, with 5 controllable overhead vents
- Hanging lockers (3) - cedar-lined, carpeted, overhead shelf, automatic light
- Hardware highlights - brass/chrome
- Lights (2) - halogen, sconces, directable for reading
- Lights (6) - halogen, overhead, recessed
- Lights (2) - halogen, over berth head, recessed
- Lights (2) - halogen, over dresser, recessed
- Miniblinds - décor-matched
- Mirror on aft bulkhead
- Mirror over berth head
- Portlights (2) - with screen
- Rocker light switches
- Sheet set - embroidered, fitted sheet, flat sheet, two pillow cases
- Storage cabinets (5)
- Storage drawers (5)
- Telephone connector

57 VOYAGER PILOTHOUSE

MASTER HEAD

- Hardware highlights - brass/chrome
- Rocker light switches
- Towel set - bath towel, hand towel, washcloth

Vanity Dais

- 110V outlets (2) - GFCI protected
- Carpet - tufted cut pile, 65 oz., crush-resistant, 100% nylon
- Lights (5) - halogen, overhead, recessed
- Medicine cabinets (2) - 3 shelves each
- Mirror - above vanity
- Rocker light switches
- Soap dish - solid glass, wall-mounted
- Towel rings (2)
- Vanity - solid surface top and backsplash, integral sink, 2 shelves beneath with 2 doors

Water Closet

- Entrance door - cherry wood with frosted glass and Queen Ann grille, secures closed, stainless steel hardware
- Head fan
- Light - halogen, overhead, recessed
- Nonskid sole
- Portlight - privacy glass, with screen
- Rocker light switch
- Toilet - vacuum flush, pedestal
- Toilet paper holder

Shower/Tub Stall

- Designer waterfall tub spigot
- Entrance door - cherry wood with frosted glass and Queen Ann grille, secures closed, stainless steel hardware
- Hand shower - retractable, wall-mounted holding bracket
- Lights (2) - halogen, overhead, recessed
- Nonskid sole
- Portlight - privacy glass, with screen
- Shower curtain - décor-matched
- Towel bar

VIP STATEROOM

- 110V outlets (2) - GFCI protected
- Berth - oversized queen, inner-spring mattress, island
- Berth step-ups (2) - carpeted
- Carpet - tufted cut pile, 65 oz., crush-resistant, 100% nylon
- Clothes hooks (2) - chrome, on door to head
- Countertops - cherry wood
- Curtains - décor-matched
- Designer décor
- Entrance door - 2-panel, solid cherry wood frame with sapele pommele panels exterior, cherry wood panels interior, secures open and closed, stainless steel hardware
- Hanging locker - full-height, cedar-lined, automatic light, shared with third stateroom
- Hanging locker - carpeted, 2 side shelves, automatic light
- Hardware highlights - brass/chrome
- Lights (2) - halogen, overhead, directable for reading
- Lights (6) - halogen, overhead, recessed
- Mirrored headboard
- Overhead hatch - translucent, lockable, inside screen
- Portlights (4) - with screen
- Private guest head access
- Rocker light switches
- Sheet set - embroidered, fitted sheet, flat sheet, two pillow cases
- Stereo speakers (2) - with volume control
- Storage beneath mattress
- Storage drawers (2)
- Telephone connector

GUEST HEAD

- 110V outlet - GFCI protected
- Clothes hooks (2)
- Entrance doors (2) - one to VIP stateroom (2-panel cherry wood) and one to companionway (2-panel, solid cherry wood frame with sapele pommele panels exterior, cherry wood panels interior), secure closed, stainless steel hardware

- Hardware highlights - brass/chrome
- Head fan
- Lights (2) - halogen, overhead, recessed
- Lights (2) - halogen, over vanity, recessed
- Medicine cabinet - mirrored door, 3 shelves
- Mirrored ceiling over vanity
- Nonskid sole
- Rocker light switches
- Soap dish - solid glass, wall-mounted
- Toilet - vacuum flush, pedestal
- Toilet paper holder
- Towel ring
- Towel set - bath towel, hand towel, washcloth
- Vanity - solid surface top and backsplash, integral sink, 2 shelves beneath with 2 doors

Shower Stall

- Bench seat - integral
- Entrance door - translucent textured glass in aluminum frame, bi-fold, secures open
- Light - halogen, overhead, recessed
- Nonskid sole
- Portlight - privacy glass, with screen
- Shower head - adjustable height, detachable for use as hand shower
- Towel bar

THIRD STATEROOM

- 110V outlet - GFCI protected
- Berths - twin, upper and lower bunks
- Berth endtable - sapele pommele inlay with cherry wood trim top, cabinet below with 2 shelves
- Carpet - tufted cut pile, 65 oz., crush-resistant, 100% nylon
- Curtains - décor-matched
- Designer décor
- Entrance door - 2-panel, solid cherry wood frame with sapele pommele panels exterior, cherry wood panels interior, secures

57 VOYAGER PILOTHOUSE

open and closed, stainless steel
hardware

- Hanging locker - shared with guest stateroom
- Lights (2) - halogen, sconces, directable for reading
- Lights (3) - halogen, overhead, recessed
- Portlight - with screen
- Rocker light switch
- Sheet sets (2) - embroidered, fitted sheet, flat sheet, pillow case
- Storage drawer - under lower bunk
- Telephone connector

57 VOYAGER PILOTHOUSE

OWNER PREFERENCE ITEMS

PROPULSION

Diesel Engines

- Volvo TAMD 75P EDC
- Volvo D9 - 575 hp
- Volvo D12 EVC - 675 hp
- Cat C12 - 700 hp

MECHANICAL

- Engine oil change system
- Stern thruster

Engine monitor panels for Volvo 75P or D12 engines

- With sky lounge
- Without sky lounge

ELECTRICAL

- Dual shore service

Cablemaster for Shore Power

- Single
- Dual (requires dual shore service; not available with crew quarters)

Forward Shore Power Connector

- Single
- Dual - with transom Cablemaster and additional 50 ft. of shore power cord (requires dual shore service)
- Dual - without transom Cablemaster (requires dual shore service)

Generator

- Kohler 23.0 kW (required with wet bar grill)
- Onan 17.0 kW
- Onan 21.5 kW

WATER & WASTE SYSTEMS

- Grey water holding system (not available with dishwasher or washer and dryer)
- Overboard discharge system

Transom and Bow Washdowns

- Both fresh and seawater
- Seawater only

SAFETY & NAVIGATION

- Autopilot
- Dinghy storage cradle (not available with aft bridge extension sunpad)
- "Sail Away" package - 8 dock lines, 5 fenders, 5 fender lines, 12 life jackets, 2 safety bags, 1 flare kit, 1 life ring, 4 fire extinguishers
- Sky lounge - wraparound lounge, solid wood top hi-lo dinette table (in lieu of pilothouse)
- Spare propellers and shaft (not available with crew quarters)
- Vertical bow rail stanchions (in lieu of outboard-flaired stanchions)

Davit

- Single-function
- Multi-function

Electronics Package

- Bridge (available only with Sky Lounge)
- Bridge and pilothouse
- Pilothouse

Video Monitor System

- Bridge
- Bridge and pilothouse
- Pilothouse

EXTERIOR AMENITIES

- Bridge air system (not available with wet bar refrigerator)
- Bridge hardtop
- Bridge hardtop soft enclosure
- Cockpit/bridge carpet
- Cockpit cover
- Hatch - at top of aft bridge extension stairway
- Helm and seat covers
- Stereo - AM/FM receiver with CD changer, remote control, and 6 speakers
- Sunpad - aft bridge extension, with safety rail (not available with dinghy storage cradle or davit)

Canvas

- "Prestige" bimini top
- "Prestige" full canvas with carpet

Canvas Color

- Black Sunbrella
- White Sunbrella
- Captain's navy
- Toast

Wet Bar

- With icemaker
- With refrigerator
- With icemaker and refrigerator
- With grill (23.0 kW generator required)
- With icemaker and grill (23.0 kW generator required)
- With refrigerator and grill (23.0 kW generator required)

57 VOYAGER PILOTHOUSE

DÉCOR

Ensemble

- Biscayne (blue tones)
- Catalina (neutral tones)

Interior Seating Material/Color

- Ultraleather buff
- Ultraleather pecan

Carpet

- Cashmere beige
- Deep cream

CABIN AMENITIES - SALON /PILOTHOUSE

- Additional salon chair - Flexsteel
- Additional dining chair
- Central vacuum system
- Intercom system - 4 stations
- Lounge - Flexsteel, with double incliners and sofa corner
- Pillow set - decorator, 6-piece
- Snack bar stool package - 2 padded stools with pedestal bases
- Pilothouse blinds - cherry wood
- Pilothouse flat-screen TV wiring and reinforcement

Port Side Furniture (in lieu of salon chairs)

- Dinette package - 3 dining chairs, round cherry table with drop-leaf (also in lieu of salon table)
- Sofa - Flexsteel, with storage
- Sofa - Flexsteel, with stowaway bed

Surround Sound System

- In salon
- In pilothouse (requires pilothouse flat-screen TV wiring and reinforcement)

CABIN AMENITIES - GALLEY

- Dishwasher - large capacity (in lieu of standard wall-mount oven)
- Icemaker in freezer
- Refrigerator/freezer - pull-out drawer style
- Stove - 3-burner electric top only
- Trash compactor

CABIN AMENITIES - FORWARD

- Stereo - in master stateroom
- Third stateroom office
- TV and DVD - 20" LCD, in master stateroom
- TV and DVD - 15" LCD, in VIP stateroom
- Washer and dryer

Lazarette (not available with dual Cablemaster)

- Crew quarters (single Cablemaster-capable)
- Crew quarters (not Cablemaster-capable)
- Storage (single Cablemaster-capable)
- Storage (not Cablemaster-capable)

MISCELLANEOUS

- Loading charge
- Shipping cradle
- Shrink wrap



Carver Boat Corporation LLC • P. O. Box 1010 • Pulaski, WI 54162-1010 • 920-822-3214
www.carveryachts.com

Carver Boat Corporation reserves the right to change price, colors, materials, equipment specifications or models without notice. Models may be discontinued without obligation to previous purchasers. Illustrations may include optional equipment. Some electrical equipment is only offered in 120V/60Hz; check with your Carver Dealer for availability outside the U.S.

01/01/05