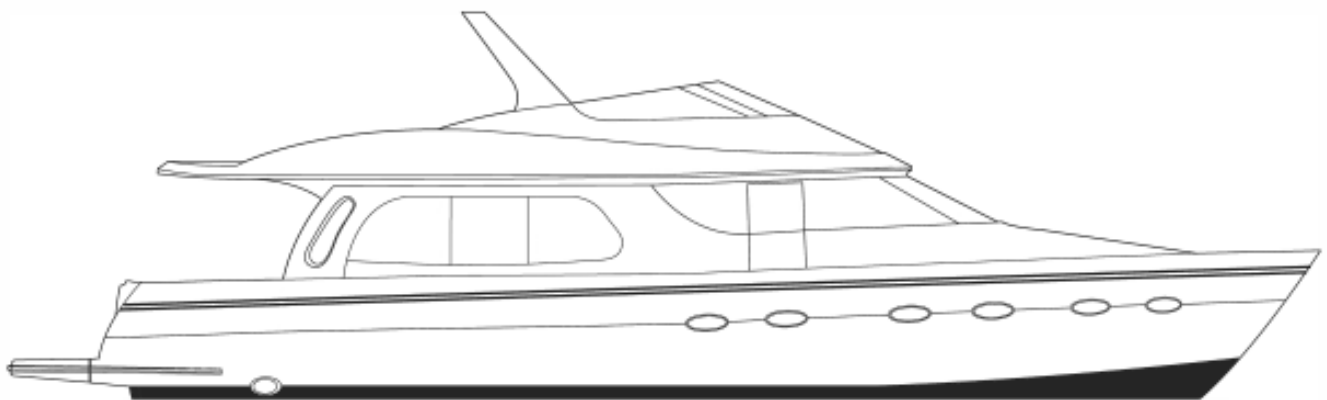

56 VOYAGER

PILOTHOUSE

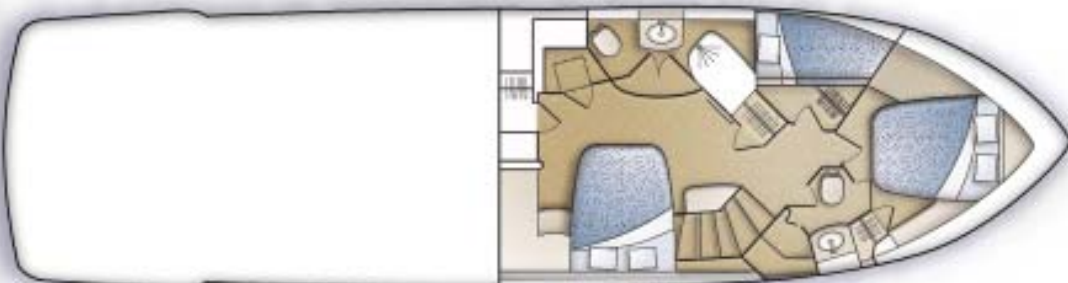
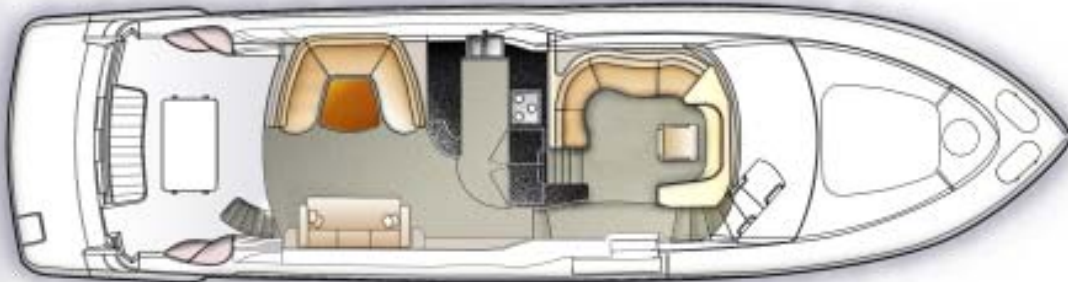
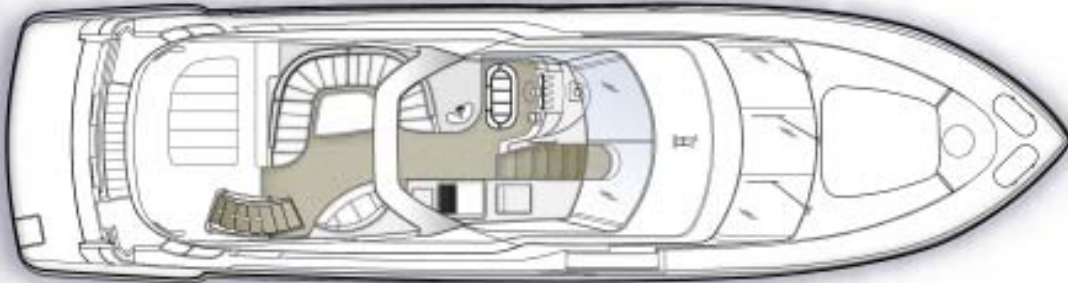



CARVER[®]
YACHTS

56 VOYAGER PILOTHOUSE

SPECIFICATIONS

LOA (w/platform)	59'8"	18,2 m
Beam	15'4"	4,7 m
Draft	57"	1,45 m
Bridge Clearance w/arch	19'	5,8 m
Weight (w/fuel & water)	52,500 lbs.	23814 kg
Water System	200 U.S. gals.	757 liters
Waste System	100 U.S. gals.	379 liters
Fuel System	800 U.S. gals.	3028 liters
Twin inboards (diesel)		
Cabin Headroom	7'	2,1 m
Sleeps	6 (8 optional)	



56 VOYAGER PILOTHOUSE

STANDARD FEATURES

CONSTRUCTION

- Structural engine mountings - longitudinal stringer span mounting with reinforced, double-gusseted angle steel plates
- Fabricated aluminum floor frames with stainless steel stanchions
- Hand-laid, molded fiberglass components featuring composite laminate hullsides, decks, and cabintops
- Molded fiberglass stringer system
- African cherry wood bulkheads, cabinetry, and trim throughout cabin, with high-gloss finish
- Solid fiberglass hull bottoms with Knytex substrates and Vinylester barrier coat
- Tinted, tempered safety glass frameless window systems
- Unitized deck, cockpit, and cabintop construction with integral aluminum truss reinforcement in cabintop structure

MECHANICAL

- Air conditioning - split system in cabin, 4-zone, 72,000 BTU; optional A/C unit on bridge, 24,000 BTU; with reverse cycle heat and heater strips; dedicated shore power connector
- Bow thruster
- Cutlass bearings - synthetic rubber composite
- Dripless shaft logs with spare seals
- Engine synchronizer
- Exhaust mufflers - engines, generator
- Fresh water cooling - engines
- Fuel tanks - welded, baffled 5052 aluminum
- Hydraulic steering
- Propellers - manufacturer-certified
- Propeller shafts - aquamet
- Rudders - 421 manganese bronze
- Seawater strainers
- Struts - 421 manganese bronze
- Trim tabs - stainless steel, hydraulic

ELECTRICAL

- AC/DC distribution panels with magnetic circuit breakers and integral generator and bilge blower controls; AC and DC voltmeters; AC and DC ammeters
- Batteries (7) - deep cycle, marine (12V)
- Battery chargers (3) - electronic, AC-DC converters
- External connectors - CATV, telephone
- Generator - 15.5 kW, diesel
- Ground Fault Circuit Interrupt (GFCI) protection - all 110V outlets
- Inverter
- Shore power connectors (2) - 50 amp
- Shore power cords (2) - 50 ft.
- Wiring system - tinned copper strand wire, harnessed, color-coded, labeled, meets or exceeds ABYC standards

WATER & WASTE SYSTEMS

- Central grey water system
- Fresh water system - pressurized (12V), with large-capacity filter
- Fresh water storage tanks (2) - polyethylene
- Fresh water tank level monitor
- Grey water sump pump - automatic/manual operation
- Handshower - fresh water, hot and cold, in cockpit
- Shore water connection with pressure-reduction valve
- Washdown - fresh water, bow and transom
- Waste holding tanks (2) - with filtered vents and dockside pumpouts
- Waste tank level monitors (2)
- Water and waste lines - constructed of molecularly cross-linked polyethylene
- Water heater - 20 gallons (110V)

SAFETY & NAVIGATION

- Anodes - zinc, sacrificial
- Battery master disconnect switches
- Battery restraint brackets and covers with restraint straps
- Bilge alarm - high water
- Bilge blowers (12V)
- Bilge pumps (3) - 2000 gph each, automatic/manual operation
- Bronze valves for all underwater thru-hulls
- CO detectors in salon and state-rooms
- Compass - illuminated, dual-read
- Docking lights - transom
- Engine alarms - temperature and oil pressure
- Fire suppression system - automatic, FE241 (FM200 in European Community)
- Fog bell - 8", stainless steel
- Galvanic isolator/zinc saver
- Horns - dual, air/electric (12V), trumpet
- Internal bonding system
- Isolation transformers on the internal shore power lines
- Molded nonskid surfaces on all walk decks - diamond pattern
- Navigation lights (COLREGS)
- Spotlight
- Windlass package - with 60 lb. anchor and 200 ft. of 3/8" chain

BRIDGE

Aft Bridge Extension

- 73 ft² (approx.)
- Light - courtesy, recessed
- Self-draining walk surface
- Toe rail

Command Bridge

- 110V outlet - GFCI protected
- Beverage holders (2) - recessed, integral, self-draining
- Cooler - recessed, self-draining, 3 integral bottle holders, with double-hinged lid and support
- DC distribution panel - bridge 12V systems

56 VOYAGER PILOTHOUSE

- Electronics arch - custom aluminum with acrylic polyurethane surface coating and UV protection
- Electronics arch access plates (3) - corrosion-resistant polymer attached with noncorroding screws and waterproof sealant
- Entrance door - 66" x 23" weather-tight, secures closed, with 3 gas shocks provides access to pilothouse
- Hand rail - stainless steel, next to pilothouse entrance door
- Lights (3) - courtesy, recessed
- Lights (2) - halogen, overhead, recessed
- Lounge - double-wide, faux leather, starboard side, with storage beneath
- Lounge - U-shaped, faux leather, port side, accommodates 7 adults, with storage beneath
- Safety gates (2) - between bridge and aft bridge extension, and at top of bridge stairway
- Self-draining walk surface
- Stereo speakers (2) - pre-wired
- Storage lockers (2)
- Table - fiberglass with aluminum base
- Wet bar - self-draining with integral sink, removable sink divider, brass/chrome designer sink fixture, preparation surface, stainless steel 5 bottle holder, storage cabinet beneath
- Windshield - tinted, wraparound, stainless steel frame

Helm

- Access panel - provides access to wiring below helm
- Accessory space - for installing navigation equipment
- Adapter - 12V
- Beverage holder - recessed, integral
- Dash - fiberglass with faux burled walnut accents
- Helm seat - double-wide, faux leather, double stitching with taped

- seams, electrically adjustable, with storage and locker beneath
- Telephone connector - in helm seat locker
- Tilt steering wheel

Instrumentation

- Gauges - rudder angle, fuel (multi-gauge); digital tachometer with hourmeter (1 per engine); oil pressure, engine temperature, engine battery voltage, (multi-gauge, 1 per engine)
- Rocker switch controls

DECK

Side Decks

- Bow rail - 1.25" O.D., lineal-buffed, welded stainless steel, with additional intermediate rail amidships and forward
- Bow rail stanchions - double-welded (inside and outside), stainless steel, anchored to aluminum backing plates laminated into deck
- Cleats (4) - 10" spring, stainless steel, bolted through aluminum backing plate
- Deck toe rail
- Grab rail - stainless steel, over cabin windows, running length of cabin and above windshields
- Pilothouse door - sliding, tinted window, on starboard side deck
- Rail gate - starboard side
- Rub rail molding - heavy-duty, stainless steel insert

Fore Deck

- Bow lockers (2) - in-deck, self-draining, for fender storage and anchor chain locker access
- Cleats (2) - 12" stainless steel, bolted through aluminum backing plate, with stainless steel fairleads
- Cleat - 12" stainless steel, for anchor line, bolted through aluminum backing plate
- Deck toe rail
- Sunpad
- Windshield weather covers - black mesh

COCKPIT

- 69 ft² (approx.), integral to hull and deck, self-draining
- 110V outlet - GFCI protected
- Bolsters - faux leather, across transom
- Bridge stairway - stainless steel, with stainless steel hand rail, diamond pattern fiberglass non-skid steps
- Cleats (2) - 12" stainless steel, bolted through aluminum backing plate, inboard-mounted with stainless steel fairleads
- Grab rails (2) - stainless steel, by side deck stairways
- Hatch - engine room access, 3' x 5', guttered, watertight, supported by gas shocks
- Lights (4) - courtesy, recessed, with exterior-mounted switch
- Lights (8) - halogen, overhead, recessed, with exterior-mounted switch
- Overhead sun/weather protection - 7' from cabin toward stern
- Side deck stairways (2) - integral to deck
- Stereo speakers (2) - pre-wired
- Transom door - aluminum, secures closed, stainless steel hardware
- Transom lounge - faux leather, accommodates 5 adults, with storage or crew quarters access beneath

ENGINE ROOM

- Access ladder - stainless steel, nonskid rung surfaces, hinged
- Bilges coated with white, low-VOC gelcoat
- Bulkheads laminated to hull sides and stringers
- Catwalk - diamond plate aluminum
- Insulation - acoustical and thermal, vinyl vapor barrier
- Lights (6) - overhead, fluorescent, controls in cockpit

56 VOYAGER PILOTHOUSE

BOARDING PLATFORM

- 63 ft² (approx.)
- Boarding ladder - telescoping, with grab rail, concealed in boarding platform
- Grab rails (3) - stainless steel; port, starboard, top of transom
- Storage lockers (2) - transom, for stowing shore water hoses and shore power lines

SALON

- 110V outlet - GFCI protected
- AC and DC distribution panels
- Architectural element - mirror with encircling bands of Ultraleather and cherry wood, overhead
- Carpet - tufted cut pile, 65 oz., crush-resistant, 100% nylon
- Countertops - sapele pommele inlay with cherry wood trim and sea rail
- Curtain - décor-matched, horizontal action, seated in top and bottom channel guides, in front of entrance door
- Décor package - 10-piece decorator pillow set
- Designer décor
- Entertainment group - 30" LCD TV recessable with motorized lift, 110V component stereo including AM/FM receiver, 5-disc DVD changer, satellite radio system, 2 speakers each in pilothouse and guest stateroom, 1 speaker each in salon and dinette
- Entrance door - stainless steel frame, fully vertical, convex, sliding, handle latch, deadbolt, secures open, neutral density glass, with interior screen
- Lights (4) - halogen, in soffit, recessed, directable
- Lights (13) - halogen, in architectural element, recessed, with electronic dimmer controls
- Lights (2) - halogen, sconces, brushed nickel
- Rocker light switch
- Sofa - Flexsteel®, Ultraleather, with double incliners

- Soffit - Ultraleather and curved sapele pommele, over windows
- Storage cabinets (3)
- Table - solid wood top, swivel-out leaf, brushed aluminum base, adjustable height
- Telephone connector
- Window treatment - Roman shades with recessed headrail

GALLEY

- 110V outlet - GFCI protected
- Coffeemaker
- Countertops - granite
- Designer décor
- Flooring - granite tile
- Freezer - stainless steel finish
- Lights (2) - halogen, over range, recessed
- Lights (9) - halogen, overhead, recessed
- Microwave/convection oven - built-in
- Oven - electric, wall-mounted, stainless steel finish
- Range - electric, 3-burner, Ceran® top, with stainless steel back-splash
- Range vent
- Refrigerator - stainless steel finish
- Rocker light switches
- Sink - two basin, molded solid surface, undermounted
- Snack bar
- Storage cabinets (5)
- Storage drawers (6)

DINETTE

- 110V outlet - GFCI protected
- Carpet - patterned cut and loop saxony; 100% nylon with advanced stain protection; fade-, wear-, crush-resistant; 35 oz.; multi-year warranties; with pad
- Lights (4) - halogen, in soffit, recessed, directable
- Lights (2) - halogen, sconces, brushed nickel
- Lounge - U-shaped, Ultraleather, accommodates 5 adults
- Soffit - Ultraleather and curved sapele pommele, over windows

- Table - sapele pommele inlay top with cherry wood trim and sea rail, stainless steel base with 3 legs
- Window treatment - Roman shades with recessed headrail

PILOTHOUSE

- 110V outlet - GFCI protected
- Carpet - tufted cut pile, 65 oz., crush-resistant, 100% nylon
- Circuit breakers - for helm controls
- Command bridge access stairway
- Countertops - sapele pommele inlay with cherry wood trim and sea rail
- Helm - wrap-around, aircraft-style
- Helm seat - Flexsteel, Ultraleather, 6-way electrically adjustable
- Lights (6) - halogen, overhead, recessed
- Lounge - L-shaped
- Night operations light - halogen, red illumination
- Overhead panel - flush-mounted, for navigation equipment
- Side deck door - starboard, sliding
- Rocker light switches
- Telephone connector
- Windshield defoggers (3)
- Windshield wipers (3) - pulse, each with fresh water washer

COMPANIONWAY TO STATEROOM LEVEL

- 110V outlet - GFCI protected
- Carpet - tufted cut pile, 65 oz., crush-resistant, 100% nylon
- Countertops - sapele pommele inlay with cherry wood trim and sea rail
- Display alcove - two-shelf, mirror-backed; with halogen, overhead, recessed light
- Hand rails (3) - stainless steel, on stairway
- Lights (8) - incandescent, courtesy, recessed
- Light - halogen, overhead, recessed
- Portlight - screened
- Rocker light switches

56 VOYAGER PILOTHOUSE

MASTER STATEROOM

- 110V outlets (3) - GFCI protected
- Berth - oversized queen, inner-spring mattress, island
- Berth endtables (2) - sapele pommele inlay with cherry wood trim and sea rail
- Carpet - tufted cut pile, 65 oz., crush-resistant, 100% nylon
- Countertops - sapele pommele inlay with cherry wood trim and sea rail
- Designer décor
- Dresser - integral, sapele pommele inlay with cherry wood trim and sea rail, 5 drawers
- Entrance door - 2-panel, solid cherry wood frame with sapele pommele panels exterior, cherry wood panels interior, pocket-style, secures open and closed, stainless steel hardware
- Fresh air system - passive, with 5 controllable overhead vents
- Hanging lockers (3) - 2 full-height, 1 half-height, cedar-lined, carpeted, overhead shelf (in full-height lockers), automatic light
- Lights (2) - halogen, sconces, directable for reading
- Lights (4) - halogen, overhead, recessed
- Lights (2) - halogen, over berth head, recessed
- Lights (2) - halogen, over dresser, recessed
- Miniblinds - décor-matched
- Mirror on aft bulkhead
- Mirror over berth head
- Portlights (2) - with screen
- Rocker light switches
- Sheet set - embroidered, fitted sheet, flat sheet, two pillow cases
- Storage cabinets (5)
- Storage drawers (5)
- Telephone connector

MASTER HEAD

- Hardware highlights - brass/chrome
- Rocker light switches
- Towel set - bath towel, hand towel, washcloth

Vanity Dais

- 110V outlets (2) - GFCI protected
- Carpet - tufted cut pile, 65 oz., crush-resistant, 100% nylon
- Lights (3) - halogen, overhead, recessed
- Lights (2) - halogen, over vanity, recessed
- Medicine cabinets (2) - 3 shelves each
- Mirror - above vanity
- Rocker light switches
- Soap dish - solid glass, wall-mounted
- Towel rings (2)
- Vanity - solid surface top and backsplash, integral molded solid surface sink, 2 shelves beneath with 2 doors

Water Closet

- Entrance door - cherry wood with frosted glass and Queen Ann grille, secures closed, stainless steel hardware
- Head fan
- Light - halogen, overhead, recessed
- Nonskid sole
- Portlight - privacy glass, with screen
- Rocker light switch
- Toilet - vacuum flush, pedestal
- Toilet paper holder
- Towel bar

Shower/Tub Stall

- Entrance door - cherry wood with frosted glass and Queen Ann grille, secures closed, stainless steel hardware
- Hand shower - retractable, wall-mounted holding bracket
- Lights (2) - halogen, overhead, recessed
- Nonskid sole
- Portlight - privacy glass, with screen
- Shower curtain - décor-matched
- Towel bar

VIP STATEROOM

- 110V outlets (2) - GFCI protected
- Berth - oversized queen, inner-spring mattress, island
- Berth step-ups (2) - carpeted
- Carpet - tufted cut pile, 65 oz., crush-resistant, 100% nylon
- Countertops - cherry wood
- Curtains - décor-matched
- Designer décor
- Entrance door - 2-panel, solid cherry wood frame with sapele pommele panels exterior, cherry wood panels interior, secures open and closed, stainless steel hardware
- Hanging locker - 3/4-height, cedar-lined, automatic light, shared with third stateroom
- Hanging locker - half-height, carpeted, 3 side shelves, automatic light
- Lights (2) - halogen, overhead, recessed, directable for reading
- Lights (2) - halogen, overhead, recessed
- Lights (4) - halogen, over surround shelves, recessed
- Mirrored headboard
- Overhead hatch - translucent, lockable, inside screen
- Portlights (4) - with screen
- Private guest head access
- Rocker light switches
- Sheet set - embroidered, fitted sheet, flat sheet, two pillow cases
- Stereo speakers (2) - with volume control
- Storage beneath mattress
- Storage drawers (2)
- Surround shelves - cherry wood with sea rail
- Telephone connector

GUEST HEAD

- 110V outlet - GFCI protected
- Clothes hooks (2)
- Entrance doors (2) - one to VIP stateroom (2-panel cherry wood) and one to companionway (2-panel, solid cherry wood frame with sapele pommele panels exterior, cherry wood panels

56 VOYAGER PILOTHOUSE

- interior), secure closed, stainless steel hardware
- Hardware highlights - brass/ chrome
- Head fan
- Lights (2) - halogen, overhead, recessed
- Lights (2) - halogen, over vanity, recessed
- Medicine cabinet - mirrored door, 3 shelves
- Nonskid sole
- Rocker light switches
- Soap dish - solid glass, wall-mounted
- Soffit - cherry wood side, mirrored bottom, over vanity
- Toilet - vacuum flush, pedestal
- Toilet paper holder
- Towel ring
- Towel set - bath towel, hand towel, washcloth
- Vanity - solid surface top and backsplash, integral molded solid surface sink, 2 shelves beneath with 2 doors
- Entrance door - 2-panel, solid cherry wood frame with sapele pommele panels exterior, cherry wood panels interior, secures open and closed, stainless steel hardware
- Hanging locker - shared with guest stateroom
- Lights (2) - halogen, sconces, directable for reading
- Lights (3) - halogen, overhead, recessed
- Portlight - with screen
- Rocker light switch
- Sheet sets (2) - embroidered, fitted sheet, flat sheet, pillow case
- Storage drawer - beneath lower bunk
- Telephone connector

Shower Stall

- Bench seat - integral
- Entrance door - plexiglass in aluminum frame, bi-fold, secures open
- Light - halogen, overhead, recessed
- Nonskid sole
- Portlight - privacy glass, with screen
- Shower head - adjustable height, detachable for use as hand shower
- Towel bar

THIRD STATEROOM

- 110V outlet - GFCI protected
- Berths - twin, upper and lower bunks
- Berth endtable - sapele pommele inlay with cherry wood trim and sea rail, cabinet below with 2 shelves
- Carpet - tufted cut pile, 65 oz., crush-resistant, 100% nylon
- Curtains - décor-matched
- Designer décor

56 VOYAGER PILOTHOUSE

OWNER PREFERENCE ITEMS

PROPULSION

Diesel Engines

- Volvo TAMD 75P
- Volvo D9 - 575 hp
- Volvo D12 EVC - 675 hp
- Cat C12 - 700 hp

MECHANICAL

- Engine oil change system
- Stern thruster

Engine monitor panels for Volvo 75P or D12 engines

- With sky lounge
- Without sky lounge

ELECTRICAL

- Dual shore service (required with bridge air system)

Cablemaster for Shore Power (not available with crew quarters)

- Single
- Dual (requires dual shore service)

Forward Shore Power Connector

- Single
- Dual - with transom Cablemaster and additional 50 ft. of shore power cord (requires dual shore service)
- Dual - without transom Cablemaster (requires dual shore service)

Generator

- Kohler 23.0 kW (required with wet bar grill)
- Onan 17.0 kW
- Onan 21.5 kW

WATER & WASTE SYSTEMS

- Grey water holding system (not available with dishwasher or washer and dryer)
- Overboard discharge system

Transom and Bow Washdowns

- Both fresh and seawater
- Seawater only

SAFETY & NAVIGATION

- Autopilot
- Davit - single-function, 600 lb. capacity
- Dinghy storage cradle (not available with aft bridge extension sunpad)
- "Sail Away" package - 8 dock lines, 5 fenders, 5 fender lines, 12 life jackets, 2 safety bags, 1 flare kit, 1 life ring, 4 fire extinguishers
- Sky lounge - wraparound lounge, solid wood top hi-lo dinette table (in lieu of pilothouse)
- Spare propellers and shaft (not available with crew quarters)

Electronics Package

- Bridge (available only with sky lounge)
- Bridge and pilothouse
- Pilothouse

Video Monitor System

- Bridge
- Bridge and pilothouse
- Pilothouse

EXTERIOR AMENITIES

- Bridge air system
- Bridge hardtop
- Bridge hardtop soft enclosure
- Cockpit/bridge carpet
- Cockpit cover
- Cockpit table - teak top, painted aluminum pedestal base
- Hatch - at top of cockpit-to-bridge stairway
- Helm and seat covers
- Hydraulic lift system - attached to boarding platform
- Stereo - AM/FM receiver with CD changer, remote control, speakers
- Sunpad - on aft bridge extension, with safety rail (not available with dinghy storage cradle or davit)

Canvas

- "Prestige" bimini top
- "Prestige" full canvas with carpet

Canvas Color

- Black Sunbrella
- White Sunbrella
- Captain's navy
- Toast

Wet Bar

- With icemaker
- With refrigerator
- With icemaker and refrigerator
- With grill (23.0 kW generator required)
- With icemaker and grill (23.0 kW generator required)
- With refrigerator and grill (23.0 kW generator required)

56 VOYAGER PILOTHOUSE

DÉCOR

Ensemble

- Biscayne (blue tones)
- Catalina (neutral tones)

Interior Seating Material/Color

- Ultraleather buff
- Ultraleather pecan

Carpet

- Cashmere beige
- Deep cream

CABIN AMENITIES - SALON /PILOTHOUSE

- Central vacuum system
- Intercom system - 4 stations
- Pillow set - decorator, 6-piece
- Pilothouse flat-screen TV wiring and reinforcement

Salon Sofa

- Flexsteel, with storage
- Flexsteel, with stowaway bed

Surround Sound System

- In salon
- In pilothouse (requires pilothouse flat-screen TV wiring and reinforcement)

CABIN AMENITIES - GALLEY

- Dishwasher (in lieu of standard wall-mount oven)
- Icemaker in freezer
- Refrigerator/freezer - pull-out drawer style
- Stove - 3-burner electric top only
- Trash compactor

CABIN AMENITIES - FORWARD

- Mirror - on bulkhead in master stateroom
- Stereo - in master stateroom
- Third stateroom office
- TV and DVD - 20" color LCD, in master stateroom
- TV and DVD - 15" color LCD, in VIP stateroom
- Washer and dryer

Lazarette (not available with dual Cablemaster)

- Crew quarters (single Cablemaster-capable)
- Crew quarters (not Cablemaster-capable)
- Storage (single Cablemaster-capable)
- Storage (not Cablemaster-capable)

MISCELLANEOUS

- Loading charge
- Shipping cradle
- Shrink wrap



Carver Boat Corporation LLC • P. O. Box 1010 • Pulaski, WI 54162-1010 • 920-822-3214
www.carveryachts.com

Carver Boat Corporation reserves the right to change price, colors, materials, equipment specifications or models without notice. Models may be discontinued without obligation to previous purchasers. Illustrations may include optional equipment. Some electrical equipment is only offered in 120V/60Hz; check with your Carver Dealer for availability outside the U.S.

02/03/05