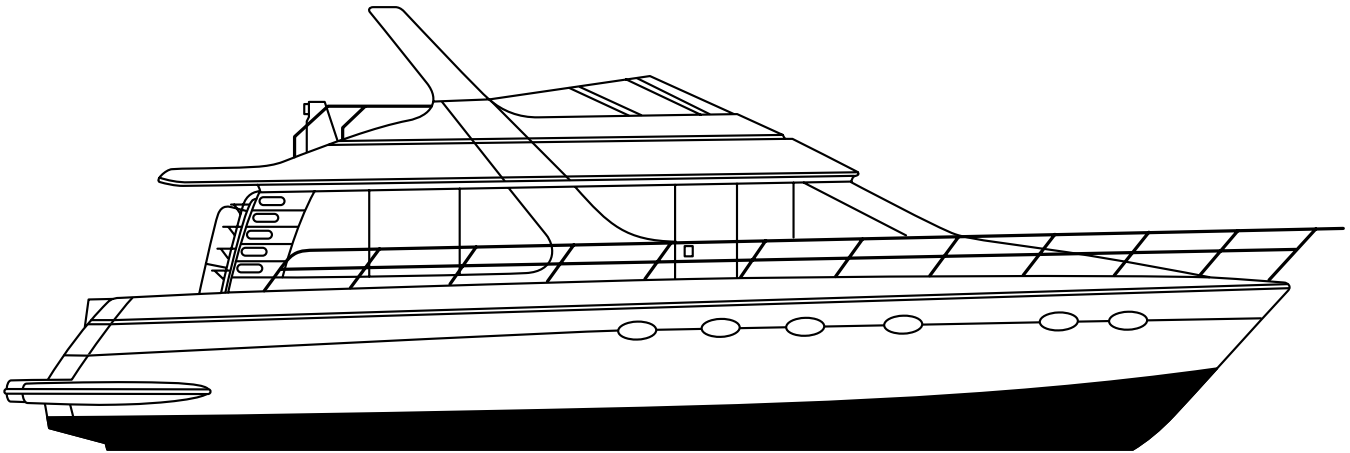


---

# 53 VOYAGER

## PILOTHOUSE

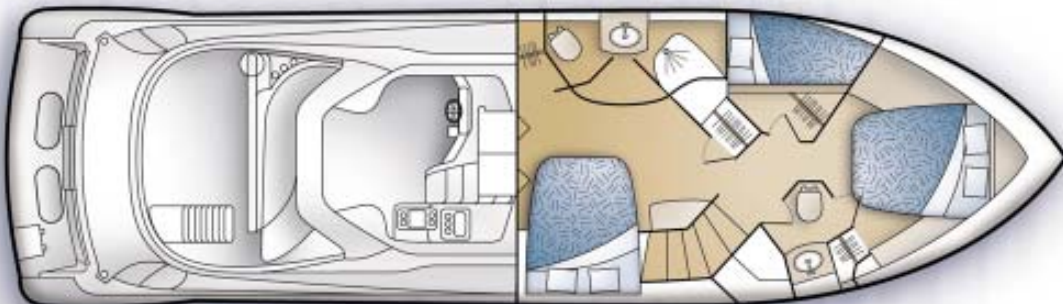
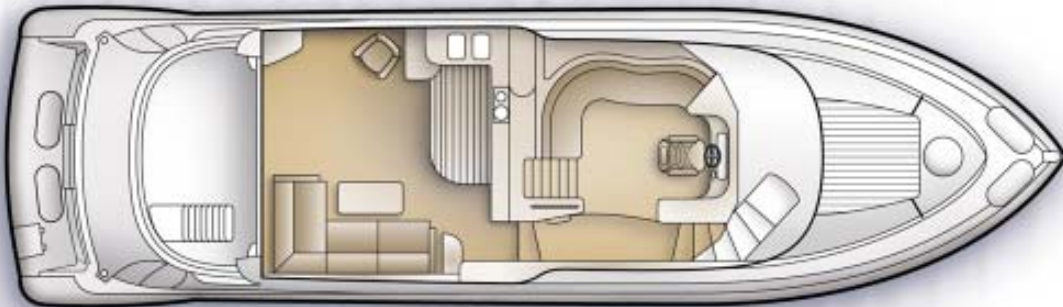
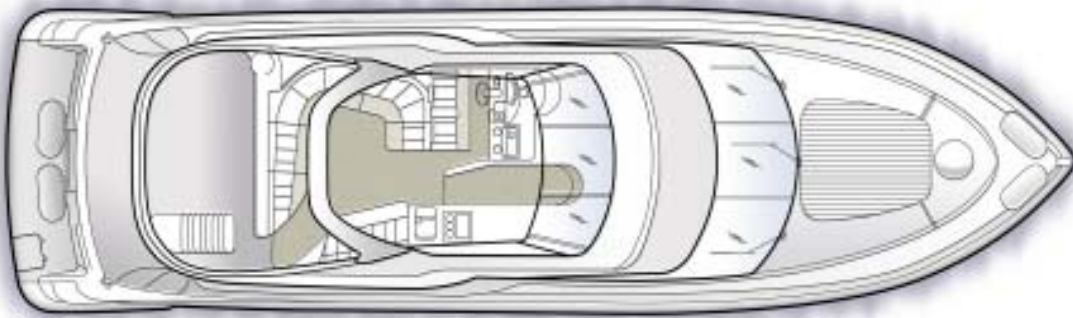
---



# 53 VOYAGER PILOTHOUSE

## SPECIFICATIONS

LOA (w/platform) .....	53'9" .....	16,38 m
Beam .....	15'4" .....	4,67 m
Draft .....	57" .....	1,45 m
Bridge Clearance w/arch .....	19' .....	5,79 m
Weight (w/fuel & water) .....	48,500 lbs. ....	21999,6 kg
Water System .....	200 U.S. gals. ....	757,08 liters
Waste System .....	100 U.S. gals. ....	378,54 liters
Fuel System .....	800 U.S. gals. ....	3028,32 liters
Twin inboards (diesel)		
Cabin Headroom .....	6'11" .....	2,11 m
Sleeps .....	6 (8 Optional)	



# 53 VOYAGER PILOTHOUSE

---

## STANDARD FEATURES

### CONSTRUCTION

- Structural engine mountings - longitudinal stringer span mounting with reinforced, double-gusseted angle steel plates
- Fabricated aluminum floor frames with stainless steel stanchions
- Hand-laid, molded fiberglass components featuring composite laminate hullsides, decks, and cabintops
- Molded fiberglass stringer system
- Cherry wood bulkheads, cabinetry, and trim throughout cabin, with high-gloss finish
- Solid fiberglass hull bottoms with Knytex substrates and Vinylester barrier coat
- Tinted, tempered safety glass frameless window systems
- Unitized deck, cockpit, and cabintop construction with integral aluminum truss reinforcement in cabintop structure

### MECHANICAL

- Air conditioning - split system, 4-zone, 64,000 BTU; with reverse cycle heat and heater strips; dedicated shore power connector
- Bow thruster
- Cutlass bearings - synthetic rubber composite
- Dripless shaft logs with spare seals
- Engine synchronizer
- Exhaust mufflers - engines, generator
- Fresh water cooling - engines
- Fuel tanks - welded, baffled 5052 aluminum
- Hydraulic steering
- Propellers - manufacturer-certified
- Propeller shafts - aquamet
- Rudders - 421 manganese bronze
- Seawater strainers
- Struts - 421 manganese bronze
- Trim tabs - stainless steel, hydraulic

### ELECTRICAL

- AC/DC distribution panels with magnetic circuit breakers and integral generator and bilge blower controls; AC and DC voltmeters; AC and DC ammeters
- Batteries (9) - deep cycle, marine (12V)
- Battery chargers (3) - electronic, AC-DC converters
- External connectors - CATV, telephone
- Generator - 15.5 kW, diesel
- Ground Fault Circuit Interrupt (GFCI) protection - all 110V outlets
- Inverter
- Shore power connectors (2) - 50 amp
- Shore power cords (2) - 50 ft.
- Wiring system - tinned copper strand wire, harnessed, color-coded, labeled, meets or exceeds ABYC standards

### WATER & WASTE SYSTEMS

- Central grey water system
- Fresh water system - pressurized (12V), with large-capacity filter
- Fresh water storage tanks (2) - polyethylene
- Fresh water tank level monitor
- Grey water sump pump - automatic/manual operation
- Handshower - fresh water, hot and cold, in cockpit
- Shore water connection with pressure-reduction valve
- Washdown - fresh water, bow and transom
- Waste holding tanks (2) - with filtered vents and dockside pumpouts
- Waste tank level monitors (2)
- Water and waste lines - constructed of molecularly cross-linked polyethylene
- Water heater - 20 gallons (110V)

### SAFETY & NAVIGATION

- Anodes - zinc, sacrificial
- Battery master disconnect switches
- Battery restraint brackets
- Bilge alarm - high water
- Bilge blowers (12V)
- Bilge pumps (3) - 2000 gph each, automatic/manual operation
- Bronze valves for all underwater thru-hulls
- CO detectors in salon and staterooms
- Compass - illuminated, dual-read
- Docking lights - transom
- Engine alarms - temperature and oil pressure
- Fire suppression system - automatic, FE241 (FM200 in European Community)
- Fog bell - 8", stainless steel
- Galvanic isolator/zinc saver
- Horns - dual, air/electric (12V), trumpet
- Internal bonding system
- Isolation transformers on the internal shore power lines
- Molded nonskid surfaces on all walk decks - diamond pattern
- Navigation lights (COLREGS)
- Spotlight
- Windlass package - with 60 lb. anchor and 200 ft. of 3/8" chain

### BRIDGE

#### Aft Bridge Extension

- 63 ft<sup>2</sup> (approx.)
- Hand rail - stainless steel, on transom
- Light - courtesy, recessed

#### Command Bridge

- 110V outlet - GFCI protected
- Cooler - self-draining with double-hinged lid and support
- Electronics arch - custom aluminum with acrylic polyurethane surface coating and UV protection
- Electronics arch access plates (3) - corrosion-resistant polymer

# 53 VOYAGER PILOTHOUSE

---

attached with noncorroding screws and waterproof sealant

- Entrance door - 66" x 23" weather-tight, secures closed, with 3 gas shocks provides access to pilothouse
- Hand rail - stainless steel next to pilothouse entrance door
- Hand rail - stainless steel across front of bottle storage and wet bar
- Lights (3) - courtesy, recessed
- Lights (2) - overhead, recessed
- Lounge - double-wide, starboard side, with storage below
- Lounge - U-shaped, port side, accommodates 6 adults, converts to sun lounge
- Safety chain - across companionway to aft bridge extension
- Seat covers
- Self-draining walk surface
- Stereo speakers (2) - pre-wired
- Table - 4 recessed, integrated beverage holders
- Wet bar - self-draining with sink, preparation surface, storage beneath
- Windshield - tinted, wraparound, stainless steel frame, opening side vents

## Helm

- Access panel - provides access to wiring below helm
- Accessory space - for installing navigation equipment
- Adapter - 12V
- Beverage holders (2) - recessed, integral
- Dash - fiberglass with faux leather accents
- Grab rail - stainless steel, on helm console
- Helm seat - double-wide, adjustable, with self-storing middle arm rest, high-quality marine-grade upholstery, embroidery stitching
- Light - courtesy, recessed
- Telephone connector
- Tilt steering wheel

## Instrumentation

- Gauges - synchronizer, rudder angle (multi-gauge); digital tachometer with hourmeter (1 per engine); oil pressure, engine temperature, engine battery voltage, fuel level, (multi-gauge, 1 per engine)
- Rocker switch controls

## DECK

### Side Decks

- Bow rail - 1.25" O.D., lineal-buffed, welded stainless steel, with additional intermediate rail amidships and forward
- Bow rail stanchions - double-welded (inside and outside), stainless steel, anchored to aluminum backing plates laminated into deck
- Cleats (4) - 10" spring, stainless steel, with chafe plates, bolted through aluminum backing plate
- Deck toe rail
- Grab rail - stainless steel, over cabin windows, running length of cabin and above windshields
- Pilothouse door - starboard side deck, sliding, 11" stainless steel grab handle
- Rail gate - starboard side
- Rub rail molding - heavy-duty, stainless steel insert

### Fore Deck

- Bow lockers (2) - in-deck, self-draining, for fender storage and anchor chain locker access
- Cleats (2) - 12" stainless steel with chafe plates, bolted through aluminum backing plate
- Cleat - 12" stainless steel, for anchor line, bolted through aluminum backing plate
- Sunpad
- Windshield weather covers - black mesh

## COCKPIT

- 66 ft<sup>2</sup> (approx.), integral to hull and deck, self-draining
- 110V outlet - GFCI protected

- Aft bridge extension ladder - stainless steel, with stainless steel hand rail, diamond pattern nonskid steps
- Bolsters - padded, across transom
- Cleats (2) - 12" stainless steel, bolted through aluminum backing plate, inboard-mounted with stainless steel hawse pipes
- Grab rails (2) - stainless steel, by side deck stairways
- Grab rail - stainless steel, on top of transom
- Grab rail - stainless steel, at top of aft bridge extension ladder
- Hatch - engine room access, 3' x 5', guttered, watertight, supported by gas shocks
- Lights (4) - courtesy, recessed, with exterior-mounted switch
- Lights (2) - overhead, recessed, with exterior-mounted switch
- Overhead sun/weather protection - 58" from cabin toward stern
- Side deck stairways (2) - integral to deck
- Stereo speakers (2) - pre-wired
- Transom door - aluminum, secures closed, stainless steel hardware

## ENGINE ROOM

- Bilges coated with white, low-VOC gelcoat
- Bulkheads laminated to hull sides and stringers
- Catwalk - diamond plate aluminum
- Hinged access ladder
- Insulation - acoustical and thermal, vinyl vapor barrier
- Lights (6) - overhead, fluorescent, controls in cockpit

## BOARDING PLATFORM

- 38 ft<sup>2</sup> (approx.), integral to hull and deck
- Boarding ladder - telescoping, with grab rail, concealed in boarding platform
- Hand rails - stainless steel port and starboard transom

## 53 VOYAGER PILOTHOUSE

---

- Storage lockers (2) - in-deck, self-draining
- Storage lockers (2) - transom, for stowing shore water hoses and shore power lines

### SALON

- 110V outlets (3) - GFCI protected
- AC and DC distribution panels
- Carpet - tufted cut pile, 65 oz., crush-resistant, 100% nylon
- Chair - Flexsteel, tub-style
- Countertops - sapele pommele inlay with cherry wood trim
- Curtain - décor-matched, over entrance door
- Décor package - 10-piece decorator pillow set
- Designer décor
- Entertainment group - 30" LCD TV, 110V component stereo including AM/FM receiver, 5-disc DVD changer, satellite radio system, 2 speakers each in salon, pilot-house, VIP stateroom
- Entrance door - stainless steel frame, curved, sliding, 45" x 72", handle lock, deadbolt, neutral density glass, with interior screen
- Hardware highlights - brass/chrome
- Lights (9) - halogen, overhead, recessed
- Lounge - Flexsteel, with double incliners and sofa extension
- Miniblinds - décor-matched
- Rocker light switches
- Table - solid wood top, swivel-out leaf, brushed aluminum base, adjustable height
- Telephone connector

### GALLEY

- 110V outlet - GFCI protected
- Coffeemaker
- Countertops - granite
- Designer décor
- Flooring - granite tile
- Freezer
- Hardware highlights - brass/chrome
- Lights (2) - halogen, over range, recessed

- Lights (3) - halogen, overhead, recessed
- Microwave/convection oven - built-in
- Oven - electric
- Range - electric, 3-burner, smooth top, with wraparound backsplash
- Range vent
- Refrigerator
- Rocker light switches
- Sink - two basin, integral
- Storage cabinets (4)
- Storage drawers (7)
- Towel bar - brass
- Towel rings (2)

### PILOTHOUSE

- 110V outlet - GFCI protected
- Beverage holders (4) - recessed, integrated
- Carpet - tufted cut pile, 65 oz., crush-resistant, 100% nylon
- Circuit breakers - for helm controls
- Command bridge access stairway
- Countertops - sapele pommele inlay with cherry wood trim
- Helm - wrap-around, aircraft-style
- Helm seat - Flexsteel, 6-way electrically adjustable
- Lights (6) - halogen, overhead, recessed
- Lounge - L-shaped
- Night operations light - halogen, red illumination
- Overhead panel - flush-mounted, for navigation equipment
- Side deck door - starboard, sliding
- Rocker light switches
- Telephone connector
- Windshield defoggers (3)
- Windshield wipers (3) - pulse, each with fresh water washer

### COMPANIONWAY TO STATEROOM LEVEL

- 110V outlet - GFCI protected
- Alcove - two-shelf, mirror-backed, with overhead, recessed light
- Carpet - tufted cut pile, 65 oz., crush-resistant, 100% nylon
- Hand rails (3) - stainless steel, on stairway

- Lights (8) - courtesy, recessed
- Light - halogen, overhead, recessed
- Portlight - with screen
- Rocker light switches

### MASTER STATEROOM

- 110V outlets (3) - GFCI protected
- Berth - oversized queen, inner-spring mattress, island
- Berth endtables (2) - sapele pommele inlay with cherry wood trim
- Carpet - tufted cut pile, 65 oz., crush-resistant, 100% nylon
- Designer décor
- Dresser - integral, sapele pommele inlay with cherry wood trim top, 5 drawers
- Entrance door - 2-panel, solid cherry wood frame with sapele pommele panels exterior, cherry wood panels interior, pocket-style, secures open and closed, stainless steel hardware
- Hanging lockers (2) - cedar-lined, carpeted, overhead shelf, automatic light, mirror and clothes hooks (2) on inside of door
- Hardware highlights - brass/chrome
- Lights (2) - halogen, sconces, directable for reading
- Lights (8) - halogen, overhead, recessed
- Miniblinds - décor-matched
- Mirror over berth
- Portlights (2) - with screen
- Rocker light switches
- Sheet set - fitted sheet, flat sheet, and two pillow cases, embroidered
- Storage - under berth, with door
- Storage drawers (11)
- Storage shelves (4)
- Telephone connector

### MASTER HEAD

- Hardware highlights - brass/chrome
- Rocker light switches
- Towel set - bath towel, hand towel, and washcloth



# 53 VOYAGER PILOTHOUSE

---

## Vanity Dais

- 110V outlets (2) - GFCI protected
- Carpet - tufted cut pile, 65 oz., crush-resistant, 100% nylon
- Lights (4) - halogen, overhead, recessed
- Medicine cabinets (2) - 3 shelves each
- Mirror - above vanity
- Rocker light switches
- Soap dish - solid glass, wall-mounted
- Towel rings (2)
- Vanity - solid surface top and backsplash, integral sink, 2 shelves beneath with 2 doors

## Water Closet

- Entrance door - cherry wood with frosted glass and Queen Ann grille, secures closed, stainless steel hardware
- Head fan
- Light - halogen, overhead, recessed
- Nonskid sole
- Portlight - privacy glass, with screen
- Rocker light switch
- Toilet - vacuum flush, pedestal
- Toilet paper holder

## Shower/Tub Stall

- Designer waterfall tub spigot
- Entrance door - cherry wood with frosted glass and Queen Ann grille, secures closed, stainless steel hardware
- Hand shower - retractable, wall-mounted holding bracket
- Lights (2) - halogen, overhead, recessed
- Nonskid sole
- Portlight - privacy glass, with screen
- Shower curtain - décor-matched
- Towel bar

## VIP STATEROOM

- 110V outlets (2) - GFCI protected
- Berth - oversized queen, inner-spring mattress, island
- Berth step-ups (2) - carpeted

- Carpet - tufted cut pile, 65 oz., crush-resistant, 100% nylon
- Clothes hooks (2) - chrome, on door to head
- Countertops - cherry wood
- Curtains - décor-matched
- Designer décor
- Entrance door - 2-panel, solid cherry wood frame with sapele pommele panels exterior, cherry wood panels interior, secures open and closed, stainless steel hardware
- Hanging locker - full-height, cedar-lined, automatic light, shared with third stateroom
- Hanging locker - carpeted, 2 side shelves, automatic light
- Hardware highlights - brass/chrome
- Lights (2) - halogen, overhead, directable for reading
- Lights (6) - halogen, overhead, recessed
- Mirrored headboard
- Overhead hatch - translucent, lockable, inside screen
- Portlights (4) - with screen
- Private guest head access
- Rocker light switches
- Sheet set - fitted sheet, flat sheet, and two pillow cases, embroidered
- Stereo speakers (2) - with volume control
- Storage - beneath mattress
- Storage drawers (2)
- Telephone connector
- Lights (2) - halogen, overhead, recessed
- Lights (2) - halogen, over vanity, recessed
- Medicine cabinet - mirrored door, 3 shelves
- Mirrored ceiling over vanity
- Nonskid sole
- Rocker light switches
- Soap dish - solid glass, wall-mounted
- Toilet - vacuum flush, pedestal
- Toilet paper holder
- Towel ring
- Towel set - bath towel, hand towel, and washcloth
- Vanity - solid surface top and backsplash, integral sink, 2 shelves beneath with 2 doors

## Shower Stall

- Bench seat - integral
- Entrance door - bi-fold, translucent textured glass in aluminum frame, secures open
- Light - halogen, overhead, recessed
- Nonskid sole
- Portlight - privacy glass, with screen
- Shower head - adjustable height, detachable for use as hand shower
- Towel bar

## THIRD STATEROOM

- 110V outlet - GFCI protected
- Berths - twin, upper and lower bunks
- Berth endtable - sapele pommele inlay with cherry wood trim top, cabinet below with 2 shelves
- Carpet - tufted cut pile, 65 oz., crush-resistant, 100% nylon
- Curtains - décor-matched
- Designer décor
- Entrance door - 2-panel, solid cherry wood frame with sapele pommele panels exterior, cherry wood panels interior, secures open and closed, stainless steel hardware

## GUEST HEAD

- 110V outlet - GFCI protected
- Clothes hooks (2)
- Entrance doors (2) - one to VIP stateroom (2-panel, cherry wood) and one to companionway (2-panel, solid cherry wood frame with sapele pommele panels exterior, cherry wood panels interior), secure closed, stainless steel hardware
- Hardware highlights - brass/chrome
- Head fan

## 53 VOYAGER PILOTHOUSE

---

- Hanging locker - shared with guest stateroom
- Lights (2) - halogen, sconces, directable for reading
- Lights (3) - halogen, overhead, recessed
- Portlight - with screen
- Rocker light switch
- Sheet sets (2) - embroidered, fitted sheet, flat sheet, pillow case
- Storage drawer - under lower bunk
- Telephone connector

# 53 VOYAGER PILOTHOUSE

---

## OWNER PREFERENCE ITEMS

### PROPULSION

#### Diesel Engines

- Volvo TAMD 75P EDC
- Volvo D9 - 575 hp
- Volvo D12 EVC - 675 hp
- Cat C12 - 700 hp

### MECHANICAL

- Engine oil change system
- Stern thruster

#### Engine monitor panels for Volvo 75P or D12 engines

- With sky lounge
- Without sky lounge

### ELECTRICAL

- Dual shore service

#### Cablemaster for Shore Power

- Single
- Dual (requires dual shore service; not available with crew quarters)

#### Forward Shore Power Connector

- Single
- Dual - with transom Cablemaster and additional 50 ft. of shore power cord (requires dual shore service)
- Dual - without transom Cablemaster (requires dual shore service)

#### Generator

- Kohler 23.0 kW (not available with crew quarters)
- Onan 17.0 kW (not available with crew quarters)
- Onan 21.5 kW (not available with crew quarters)

### WATER & WASTE SYSTEMS

- Grey water holding system (not available with dishwasher or washer and dryer)
- Overboard discharge system

#### Transom and Bow Washdowns

- Both fresh and seawater
- Seawater only

### SAFETY & NAVIGATION

- Autopilot
- Dinghy storage cradle (not available with aft bridge extension sunpad)
- "Sail Away" package - 8 dock lines, 5 fenders, 5 fender lines, 12 life jackets, 2 safety bags, 1 flare kit, 1 life ring, 4 fire extinguishers
- Sky lounge - wraparound lounge, solid wood top hi-lo dinette table (in lieu of pilothouse)
- Spare propellers and shaft (not available with crew quarters)
- Vertical bow rail stanchions (in lieu of outboard-flaired stanchions)

#### Davit

- Single-function
- Multi-function

#### Electronics Package

- Bridge (available only with sky lounge)
- Pilothouse

#### Video Monitor System

- Bridge
- Bridge and pilothouse
- Pilothouse

### EXTERIOR AMENITIES

- Bridge hardtop
- Bridge hardtop soft enclosure
- Cockpit/bridge carpet
- Cockpit cover
- Extended boarding platform
- Hatch - at top of aft bridge extension stairway
- Helm and seat covers
- Stereo - AM/FM receiver with CD changer, remote control, and 4 speakers
- Sunpad - aft bridge extension, with safety rail (not available with dinghy storage cradle or davit)

#### Canvas

- "Prestige" bimini top
- "Prestige" full canvas with carpet

#### Canvas Color

- Black Sunbrella
- White Sunbrella
- Captain's navy
- Toast

#### Wet Bar

- With icemaker
- With refrigerator

### DÉCOR

#### Ensemble

- Biscayne (blue tones)
- Catalina (neutral tones)

#### Interior Seating Material/Color

- Ultraleather buff
- Ultraleather pecan

#### Carpet

- Cashmere beige
- Deep cream



# 53 VOYAGER PILOTHOUSE

---

## **CABIN AMENITIES - SALON /PILOTHOUSE**

- Additional salon chair - Flexsteel
- Central vacuum system
- Intercom system - 4 stations
- Lounge - Flexsteel, with double incliners and sofa corner
- Pillow set - decorator, 6-piece
- Pilothouse blinds - cherry wood
- Pilothouse flat-screen TV wiring and reinforcement
- Stowaway bed - Flexsteel, tri-fold (in lieu of salon chair)

## **Surround Sound System**

- In salon
- In pilothouse (requires pilothouse flat-screen TV wiring and reinforcement)

## **CABIN AMENITIES - GALLEY**

- Dishwasher - large capacity (in lieu of standard wall-mount oven)
- Icemaker in freezer
- Refrigerator/freezer - pull-out drawer style
- Stove - 3-burner electric top only
- Trash compactor

## **Countertop Extension**

- 48" with storage
- 60" with storage

## **CABIN AMENITIES - FORWARD**

- Stereo - in master stateroom
- Third stateroom office
- TV and DVD - 20" LCD, in master stateroom
- TV and DVD - 15" LCD, in VIP stateroom
- Washer and dryer

## **Lazarette (not available with dual Cablemaster)**

- Crew quarters (single Cablemaster-capable)
- Crew quarters (not Cablemaster-capable)
- Storage (single Cablemaster-capable)
- Storage (not Cablemaster-capable)

## **MISCELLANEOUS**

- Loading charge
- Shipping cradle
- Shrink wrap



Carver Boat Corporation LLC • P. O. Box 1010 • Pulaski, WI 54162-1010 • 920-822-3214  
[www.carveryachts.com](http://www.carveryachts.com)

Carver Boat Corporation reserves the right to change price, colors, materials, equipment specifications or models without notice. Models may be discontinued without obligation to previous purchasers. Illustrations may include optional equipment. Some electrical equipment is only offered in 120V/60Hz; check with your Carver Dealer for availability outside the U.S.

01/01/05