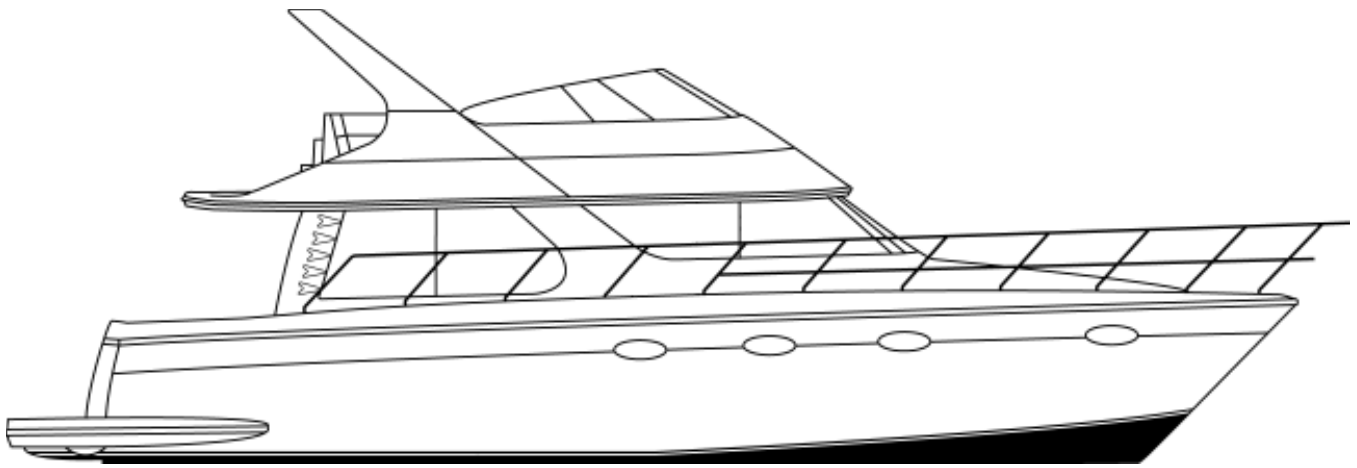

46 VOYAGER

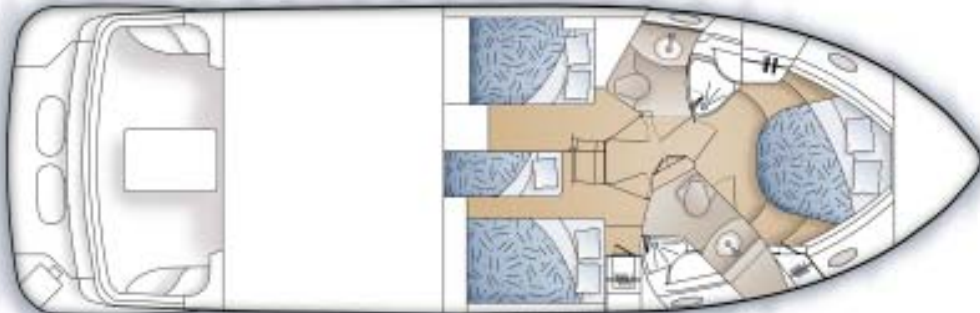
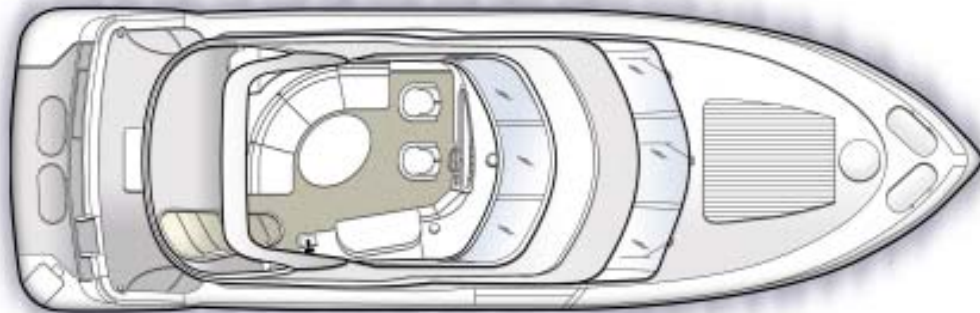
GRAND SALON



46 VOYAGER GS

SPECIFICATIONS

LOA (w/platform)	46'11"	14,30 m
Beam	14'11"	4,55 m
Draft	43"	1,09 m
Bridge Clearance w/arch	19'11"	6,07 m
Weight (w/fuel & water)	39,600 lbs.	17963 kg
Water System	150 U.S. gals.	567,8 liters
Waste System	80 U.S. gals.	302,83 liters
Fuel System	560 U.S. gals.	2119,82 liters
Twin inboards (diesel)		
Cabin Headroom	6'8"	2,03 m
Sleeps	6 (8 optional)	



46 VOYAGER GS

STANDARD FEATURES

CONSTRUCTION

- Structural engine mountings - longitudinal stringer span mounting with reinforced, double-gusseted angle steel plates
- Fabricated aluminum floor frames with stainless steel stanchions
- Hand-laid, molded fiberglass components featuring composite laminate hullsides, decks, and cabintops
- Molded fiberglass stringer system
- Cherry wood bulkheads, cabinetry, and trim throughout cabin, with high-gloss finish
- Solid fiberglass hull bottoms with Knytex substrates and Vinylester barrier coat
- Tinted, tempered safety glass frameless window systems
- Unitized deck, cockpit, and cabintop construction with integral aluminum truss reinforcement in cabintop structure

MECHANICAL

- Air conditioning - 4-zone, 49,000 BTU; optional A/C unit on bridge, 16,000 BTU; with reverse cycle heat; dedicated shore power connector
- Bow thruster
- Cutlass bearings - synthetic rubber composite
- Dripless shaft logs with spare seals
- Exhaust mufflers - engines, generator
- Fresh water cooling - engines
- Fuel tanks - welded, baffled 5052 aluminum
- Hydraulic steering
- Propellers - manufacturer-certified
- Propeller shafts - aquamet
- Rudders - 421 manganese bronze
- Seawater strainers
- Struts - 421 manganese bronze
- Trim tabs - stainless steel, hydraulic

ELECTRICAL

- AC/DC distribution panels with magnetic circuit breakers and integral generator and bilge blower controls; AC and DC voltmeters; AC ammeter
- Batteries (8) - deep cycle, marine (12V)
- Battery chargers (3) - electronic, AC-DC converters
- External connectors - CATV, telephone
- Generator - 13.5 kW, diesel
- Ground Fault Circuit Interrupt (GFCI) protection - all 110V outlets
- Inverter
- Shore power connectors (2) - 50 amp
- Shore power cords (2) - 50 ft.
- Wiring system - tinned copper strand wire, harnessed, color-coded, labeled, meets or exceeds ABYC standards

WATER & WASTE SYSTEMS

- Central grey water system
- Fresh water system - pressurized (12V), with large-capacity filter
- Fresh water storage tanks (2) - polyethylene
- Fresh water tank level monitor
- Grey water sump pump - automatic/manual operation
- Handshower - fresh water, hot and cold, on transom
- Shore water connection with pressure-reduction valve
- Washdown - fresh water, bow and transom
- Waste holding tanks (2) - with filtered vents and dockside pumpouts
- Waste tank level monitors (2)
- Water and waste lines - constructed of molecularly cross-linked polyethylene
- Water heater - 11 gallons (110V)

SAFETY & NAVIGATION

- Anodes - zinc, sacrificial
- Battery master disconnect switches
- Battery restraint brackets and boxes
- Bilge alarm - high water
- Bilge blowers (12V)
- Bilge pumps (3) - 2000 gph each, automatic/manual operation
- Bronze valves for all underwater thru-hulls
- CO detectors in salon and staterooms
- Compass - illuminated, dual-read
- Engine alarms - temperature and oil pressure
- Fire suppression system - automatic, FE241 (FM200 in European Community)
- Fog bell - 8", stainless steel
- Galvanic isolator/zinc saver
- Horns - dual, air/electric (12V), trumpet
- Internal bonding system
- Isolation transformers on the internal shore power lines
- Molded nonskid surfaces on all walk decks - diamond pattern
- Navigation lights (COLREGS)
- Spotlight
- Windlass package - with 44 lb. anchor and 200 ft. of 5/16" chain

BRIDGE

Aft Bridge Extension

- 48.5 ft² (approx.)
- Hand rail - stainless steel, on transom
- Light - courtesy, recessed

Command Bridge

- 110V outlet - GFCI protected
- Beverage holders (5) - self-draining
- Electronics arch - custom aluminum with acrylic polyurethane surface coating and UV protection
- Electronics arch access plates (5) - corrosion-resistant polymer attached with noncorroding screws and waterproof sealant

46 VOYAGER GS

- Lights (2) - courtesy, recessed
- Lights (2) - halogen, overhead, recessed
- Lounge - double-wide, starboard side, with storage beneath
- Lounge - U-shaped, port side, accommodates 5 adults
- Self-draining walk surface
- Stereo speakers (2) - pre-wired
- Table - fiberglass
- Wet bar - self-draining sink, preparation surface, bottle storage beneath, stainless steel grab rail on front and side

Helm

- Access panel - provides access to wiring below helm
- Accessory space - for installing navigation equipment
- Adapter - 12V
- Beverage holders (4) - self-draining
- Companion seat - pedestal, adjustable, high-quality marine-grade upholstery, embroidery stitching
- Dash - fiberglass with faux leather accents
- Helm seat - pedestal, adjustable, high-quality marine-grade upholstery, embroidery stitching
- Light - courtesy, recessed
- Telephone connector
- Tilt steering wheel
- Windshield - wraparound, aluminum frame

Instrumentation

- Gauges - synchronizer, rudder angle (multi-gauge); digital tachometer with hourmeter (1 per engine); oil pressure, engine temperature, engine battery voltage, fuel level, (multi-gauge, 1 per engine)
- Rocker switch controls

DECK

Side Decks

- Bow rail - 1.25" O.D., lineal-buffed, welded stainless steel, with additional intermediate rail amidships and forward

- Bow rail stanchions - double-welded (inside and outside), stainless steel, anchored to aluminum backing plates laminated into deck
- Cleats (4) - 10" spring, stainless steel, bolted through aluminum backing plate
- Deck toe rail
- Grab rail - stainless steel, over cabin windows, running length of cabin and above windshields
- Rub rail molding - heavy-duty, stainless steel insert

Fore Deck

- Bow lockers (2) - in-deck, self-draining, for fender storage and anchor chain locker access
- Cleats (2) - 12" stainless steel, bolted through aluminum backing plate
- Cleat - 12" stainless steel for anchor line, bolted through aluminum backing plate
- Sunpad
- Windshield weather covers - black mesh

COCKPIT

- 62 ft² (approx.), integral to hull and deck, self-draining
- 110V outlet - GFCI protected
- Aft bridge extension stairway - integral, diamond pattern non-skid steps, with stainless steel hand rail
- Bolsters - padded, on port and starboard weatherboards
- Cleats (2) - 12" stainless steel, bolted through aluminum backing plate, inboard-mounted with stainless steel hawse pipes
- Grab rails (2) - stainless steel, by side deck stairways
- Grab rail - stainless steel, on top of transom
- Hatch - engine room access, 3' x 4.5', guttered, watertight
- Lights (5) - courtesy, recessed, with exterior-mounted switch
- Lights (4) - halogen, overhead, recessed, with exterior-mounted switch

- Overhead sun/weather protection - 62" from cabin toward stern
- Side deck stairways (2) - integral to deck
- Stereo speakers (2) - pre-wired
- Storage locker - recessed beneath aft bridge extension stairway
- Transom door - aluminum, secures closed, stainless steel hardware

ENGINE ROOM

- Bilges coated with white, low-VOC gelcoat
- Bulkheads laminated to hull sides and stringers
- Catwalk - diamond plate aluminum
- Access ladder - swings up
- Insulation - acoustical and thermal, vinyl vapor barrier
- Lights (6) - overhead, fluorescent, controls in cockpit

BOARDING PLATFORM

- 40 ft² (approx.), integral to hull and deck
- Boarding ladder - telescoping, with grab rail, concealed in boarding platform
- Hand rail - stainless steel, starboard transom
- Storage lockers (2) - in-deck, self-draining
- Storage lockers (2) - transom, for stowing shore water hoses and shore power lines

SALON

- 110V outlet - GFCI protected
- AC and DC main distribution panels
- Carpet - tufted cut pile, 65 oz., crush-resistant, 100% nylon
- Chairs (2) - Flexsteel
- Countertops - sapele pommele inlay with cherry wood trim
- Curtain - décor-matched, over entrance door
- Décor package - 10-piece decorator pillow set
- Designer décor

46 VOYAGER GS

- End table - sapele pommele inlay with cherry wood trim top, cherry cabinet below
- Entertainment group - 20" LCD TV, 110V component stereo including AM/FM receiver, 5-disc DVD changer, satellite radio system, 2 speakers in salon, built-in DVD/CD storage rack
- Entrance door - stainless steel frame, curved, sliding, 45" x 72", handle lock, deadbolt, neutral density glass, with interior screen
- Hardware highlights - brass/ chrome
- Light - halogen, over entertainment group, directable
- Lights (7) - halogen, overhead, recessed, with electronic dimmer controls
- Lounge - Flexsteel, with double incliners and chaise
- Miniblinds - décor-matched
- Rocker light switches
- Storage cabinets (5)
- Storage drawers (2)
- Telephone connector

GALLEY

- 110V outlets (3) - GFCI protected
- Coffeemaker
- Countertops - granite
- Designer décor
- Flooring - granite tile
- Hardware highlights - brass/ chrome
- Lights (4) - halogen, overhead, recessed
- Oven - convection / microwave, built-in
- Range - electric, 2-burner, smooth top
- Range vent
- Refrigerator/freezer - upright, separate compartments (frig over freezer)
- Rocker light switches
- Sink - double-basin, stainless steel, undermounted, with removable sprayer spout, integral clock in faucet hardware
- Storage cabinets (5)
- Storage drawers (4)

DINETTE

- Carpet - tufted cut pile, 65 oz., crush-resistant, 100% nylon
- Lights (7) - halogen, overhead, recessed
- Lounge - U-shaped, accommodates 4 adults, with storage beneath
- Rocker light switch
- Table - sapele pommele inlay with cherry wood trim top, painted aluminum support and cherry wood base

COMPANIONWAY TO STATEROOM LEVEL

- Carpet - tufted cut pile, 65 oz., crush-resistant, 100% nylon
- Hand rail - stainless steel, over stairway
- Lights (2) - halogen, overhead, recessed
- Rocker light switches
- Storage cabinets (2) - with cherry wood tambour doors

MASTER STATEROOM

- 110V outlets (2) - GFCI protected
- Berth - queen, island
- Berth step-ups (2) - carpeted
- Carpet - tufted cut pile, 65 oz., crush-resistant, 100% nylon
- Countertop - sapele pommele inlay with cherry wood trim
- Curtains - décor-matched
- Designer décor
- Entrance door - 2-panel, solid cherry wood frame with sapele pommele panels exterior, cherry wood panels interior, secures open and closed, stainless steel hardware
- Hanging lockers (2) - cedar-lined, carpeted, automatic light
- Hardware highlights - brass/ chrome
- Ledge tops - sapele pommele inlay with cherry wood trim
- Lights (2) - halogen, over berth head, directable for reading
- Lights (5) - halogen, overhead, recessed
- Mirrored headboard

- Overhead hatch - translucent, lockable, inside screen
- Portlights (2) - with screen
- Rocker light switch
- Sheet set - embroidered, fitted sheet, flat sheet, two pillow cases
- Storage beneath mattress
- Storage cabinets (4)
- Storage drawers (3)
- Telephone connector

MASTER HEAD

- 110V outlet - GFCI protected
- Entrance door - 2-panel, solid cherry wood frame with sapele pommele panels exterior, cherry wood panels interior, secures closed, integral doorstop, stainless steel hardware
- Hardware highlights - brass/ chrome
- Head fan
- Light - halogen, overhead, recessed
- Lights (2) - halogen, over vanity, recessed
- Medicine cabinets (3) - mirrored doors, 3 shelves
- Mirrored ceiling
- Nonskid sole
- Rocker light switch
- Soap dish - solid glass, wall-mounted
- Toilet - vacuum flush, pedestal
- Toilet paper holder - wall-mounted
- Towel bar
- Towel ring
- Towel set - bath towel, hand towel, washcloth
- Vanity - solid surface top and backsplash, integral sink, 2 shelves beneath with 2 doors

Shower Stall

- Bench seat - integral
- Entrance door - clear acrylic in aluminum frame with matching sidelight, bi-fold, secures open and closed
- Light - halogen, overhead, recessed
- Nonskid sole

46 VOYAGER GS

- Portlight - privacy glass, with screen
- Shower head - adjustable height, detachable for use as hand-shower
- Towel bar

VIP STATEROOM

- 110V outlet - GFCI protected
- Berths (2) - twin, convert to queen with center filler
- Carpet - tufted cut pile, 65 oz., crush-resistant, 100% nylon
- Countertops - sapele pommele inlay with cherry wood trim
- Curtains - décor-matched
- Designer décor
- Entrance door - 2-panel, solid cherry wood frame with sapele pommele panels exterior, cherry wood panels interior, secures closed, stainless steel hardware
- Hanging locker - cedar-lined, automatic light
- Hardware highlights - brass/chrome
- Lights (2) - halogen, over berth head, directable for reading
- Lights (3) - halogen, overhead, recessed
- Mirrored headboard
- Portlights (2) - with screen
- Rocker light switches
- Sheet sets (2) - embroidered, fitted sheet, flat sheet, pillow case
- Skylight
- Storage beneath mattress
- Storage cabinet
- Storage drawers (4)
- Telephone connector

GUEST HEAD

- Entrance door - 2-panel, solid cherry wood frame with sapele pommele panels exterior, cherry wood panels interior, secures closed, stainless steel hardware
- Hardware highlights - brass/chrome
- Head fan
- Light - halogen, overhead, recessed

- Lights (2) - halogen, over vanity, recessed
- Medicine cabinet - mirrored doors, 1 shelf
- Mirrored ceiling
- Nonskid sole
- Portlight - privacy glass, with screen
- Rocker light switches
- Soap dish - solid glass, wall-mounted
- Toilet - vacuum flush, pedestal
- Toilet paper holder - wall-mounted
- Towel ring
- Towel set - bath towel, hand towel, washcloth
- Vanity - solid surface top and backsplash, integral sink, 2 shelves beneath with 2 doors

Shower Stall

- Bench seat - integral
- Entrance door - clear acrylic in aluminum frame with matching sidelight, bi-fold, secures open and closed
- Light - halogen, overhead, recessed
- Nonskid sole
- Shower head - adjustable height, detachable for use as hand-shower
- Towel bar

THIRD STATEROOM

- Berth - double, with berth cover
- Carpet - tufted cut pile, 65 oz., crush-resistant, 100% nylon
- Countertops - cherry wood
- Curtains - décor-matched
- Designer décor
- Entrance door - 2-panel, solid cherry wood frame with sapele pommele panels exterior, cherry wood panels interior, secures closed, stainless steel hardware
- Hanging locker
- Hardware highlights - brass/chrome
- Lights (2) - halogen, over berth head, directable for reading
- Lights (2) - halogen, overhead, recessed

- Portlight - with screen
- Rocker light switch
- Storage beneath mattress
- Storage cabinets (2)
- Storage drawers (2)

46 VOYAGER GS

OWNER PREFERENCE ITEMS

PROPULSION

Diesel Engines

- Volvo TAMD 63P
- Volvo TAMD 75P EDC with synchronizer
- Cat C9 - 503 hp with synchronizer

MECHANICAL

- Engine oil change system
- Stern thruster
- Synchronizer for Volvo TAMD 63P engines

Engine Monitor Panels for Volvo 75P EDC Engines

- With lower helm
- Without lower helm

ELECTRICAL

- Cablemaster for shore power
- Forward shore power connector
- Generator - Kohler 15.5 kW

WATER & WASTE SYSTEMS

- Grey water holding system
- Overboard discharge system

Transom and Bow Washdowns

- Both fresh and seawater
- Seawater only

SAFETY & NAVIGATION

- Autopilot
- Davit - single-function
- Dinghy storage cradle (not available with aft bridge extension sunpad)

- Electronics package
- Lower helm with starboard side deck access door
- Transom docking lights
- Video monitor system

Spare Propellers and Shaft

- For Volvo 63P engines
- For Volvo TAMD 75P EDC or Cat C9 engines

EXTERIOR AMENITIES

- Bridge air system
- Bridge cover
- Bridge hardtop
- Bridge hardtop soft enclosure
- Carpet
- Cockpit cover
- Hatch - at top of aft bridge extension stairway
- Helm and seat covers
- Stereo - AM/FM receiver with CD changer, remote control, 4 speakers
- Sunpad - aft bridge extension, with safety rail (not available with dinghy storage cradle or davit)

Canvas

- "Prestige" bimini top
- "Prestige" full bridge canvas with carpet

Canvas Color

- Black Sunbrella
- White Sunbrella
- Captain's navy
- Toast

Bridge Wet Bar

- With icemaker
- With refrigerator

DÉCOR

Ensemble

- Biscayne (blue tones)
- Catalina (neutral tones)

Interior Seating Material/Color

- Ultraleather buff
- Ultraleather pecan

Carpet

- Cashmere beige
- Deep cream

CABIN AMENITIES - SALON

- Central vacuum system
- Intercom system - 4 stations
- Pillow set - decorator, 6-piece
- Stereo - standard + surround sound system

Starboard Furniture

- Sofa - Flexsteel, with stowaway bed and arms
- Sofa - Flexsteel, with storage and arms

CABIN AMENITIES - GALLEY

- Trash compactor

46 VOYAGER GS

CABIN AMENITIES - FORWARD

- Stereo - in master stateroom
- TV and DVD - 15" color LCD, in master stateroom
- TV and DVD - 10" color LCD, in VIP stateroom
- VIP stateroom berth - queen
- Washer/dryer - in third stateroom

MISCELLANEOUS

- Loading charge
- Shipping cradle
- Shrink wrap



Carver Boat Corporation LLC • P. O. Box 1010 • Pulaski, WI 54162-1010 • 920-822-3214
www.carveryachts.com

Carver Boat Corporation reserves the right to change price, colors, materials, equipment specifications or models without notice. Models may be discontinued without obligation to previous purchasers. Illustrations may include optional equipment. Some electrical equipment is only offered in 120V/60Hz; check with your Carver Dealer for availability outside the U.S.

01/14/05