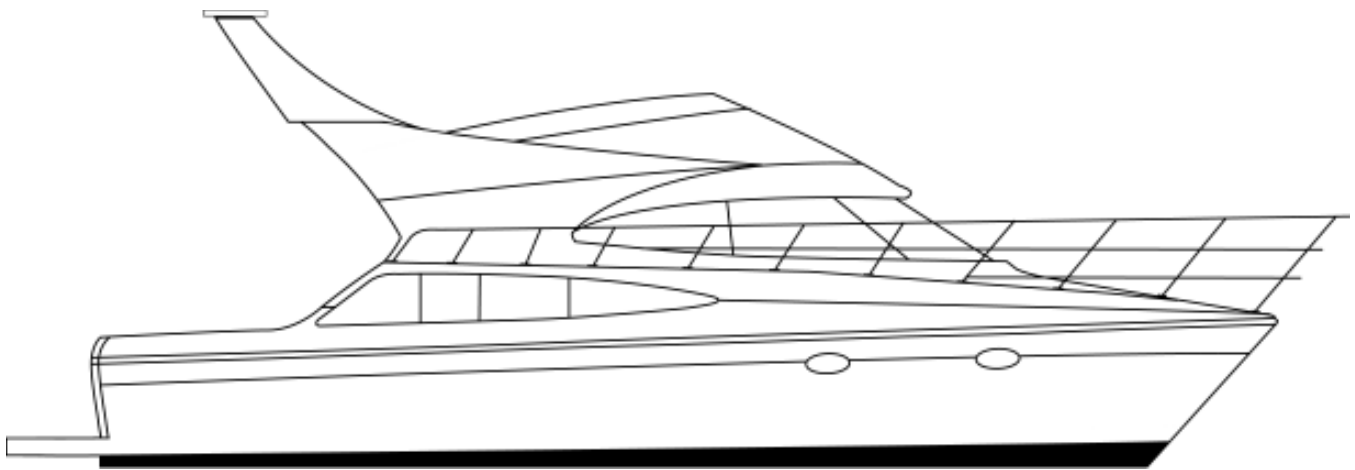

38 SUPER SPORT



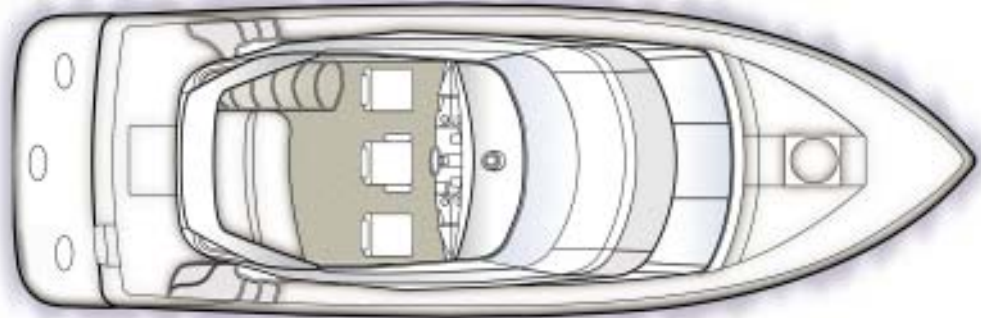
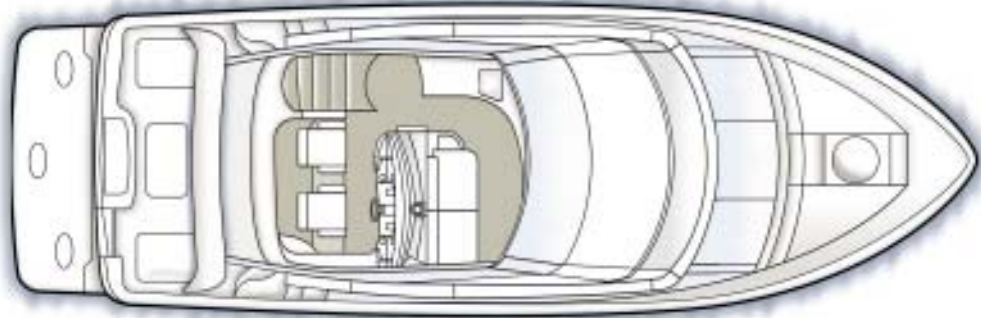
38 SUPER SPORT

SPECIFICATIONS

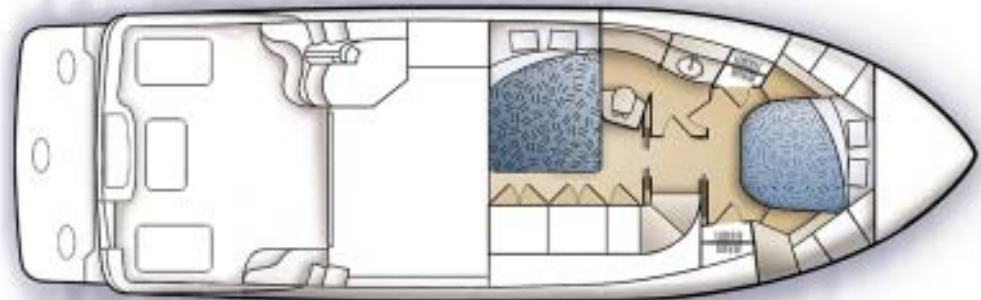
LOA (w/platform)	39'11"	12,17 m
Beam	13'5"	4,09 m
Draft	31.5"	0,8 m
Bridge Clearance w/arch	14'1"	4,29 m
Weight (w/fuel & water)	25,839 lbs.	11721 kg
Water System	86 U.S. gals.	325,54 liters
Waste System	25 U.S. gals.	94,64 liters
Fuel System	334 U.S. gals.	1264,32 liters
Twin inboards (gas or diesel)		
Cabin Headroom	6'7"	2,00 m
Sleeps	4	

38 SUPER SPORT

FLOOR PLANS



Bridge Option



38 SUPER SPORT

STANDARD FEATURES

CONSTRUCTION

- Structural engine mountings - reinforced stringer mountings with double-gusseted, angle steel plates
- Fabricated aluminum floor frames with stainless steel stanchions
- Hand-laid, molded fiberglass components featuring composite laminate hullsides, decks, and cabintops
- Molded fiberglass stringer system
- Cherry wood bulkheads, cabinetry, trim, and doors throughout cabin, with high-gloss finish
- Solid fiberglass hull bottoms with Knytex substrates and Vinylester barrier coat
- Tinted, tempered safety glass frameless window systems
- Unitized deck, cockpit, and cabintop construction with integral aluminum truss reinforcement in cabintop structure

MECHANICAL

- Air conditioning - 2-zone; 32,000 BTU; with reverse cycle heat; dedicated shore power connector
- Cutlass bearings - synthetic rubber composite
- Dripless shaft logs
- Exhaust mufflers - engines, generator
- Fresh water cooling - engines
- Fuel tanks - welded, baffled 5052 aluminum
- Hydraulic steering
- Propellers - manufacturer-certified
- Propeller shafts - aquamet
- Rudders - 421 manganese bronze
- Struts - 421 manganese bronze
- Trim tabs - stainless steel, hydraulic

ELECTRICAL

- AC/DC distribution panels with magnetic circuit breakers and integral bilge blower controls; AC and DC voltmeters; AC ammeter
- Batteries (4) - deep cycle, marine (12V)

- Battery chargers (2) - electronic, AC-DC converters
- External connectors - CATV, telephone
- Generator - 7.3 kW, gasoline
- Ground Fault Circuit Interrupt (GFCI) protection - all 110V outlets
- Shore power connectors (2) - 30 amp
- Shore power cords (2) - 50 ft.
- Wiring system - tinned copper strand wire, harnessed, color-coded, labeled, meets or exceeds ABYC standards

WATER & WASTE SYSTEMS

- Fresh water system - pressurized (12V), with large-capacity filter
- Fresh water storage tank - polyethylene
- Fresh water tank level monitor
- Shore water connection with pressure-reduction valve
- Shower sump pump - automatic/manual operation
- Waste holding tank - with filtered vent and dockside pumpout
- Waste tank level monitor
- Water and waste lines - constructed of molecularly cross-linked polyethylene
- Water heater - 11 gallons (110V)

SAFETY & NAVIGATION

- Anodes - zinc, sacrificial
- Battery master disconnect switches
- Battery restraint boxes and straps
- Bilge alarm - high water
- Bilge blowers (12V)
- Bilge pumps (3) - 1500 gph each, automatic/manual operation
- Brass valves for all underwater thru-hulls
- CO detectors in salon and state-rooms
- Compass - illuminated, dual-read
- Engine alarms - temperature and oil pressure
- Fire suppression system - automatic, FE241 (FM200 in European Community)

- Galvanic isolator/zinc saver
- Horn - air/electric (12V), trumpet
- Internal bonding system
- Molded nonskid surfaces on all walk decks - diamond pattern
- Navigation lights (COLREGS)
- Spotlight
- Windlass package - with 35 lb. anchor and 125 ft. of 5/16" chain

BRIDGE

Command Bridge

- Access panel - behind lounge backrest, provides access to helm wiring
- Electronics arch - custom aluminum with acrylic polyurethane surface coating and UV protection
- Electronics arch access plates (5) - corrosion-resistant polymer attached with noncorroding screws and waterproof sealant
- Lights (2) - courtesy, recessed, with exterior-mounted switch
- Lounge - with storage beneath, accommodates 4 adults
- Self-draining walk surface
- Storage lockers (2)
- Table - molded fiberglass, sliding, in front of lounge
- Wet bar - molded fiberglass, integral self-draining sink, cold water tap, 2 storage cabinets beneath
- Windshield - wraparound, tinted glass, painted stainless steel frame

Helm

- Accessory space - for installing navigation equipment
- Adapter - 12V
- Beverage holders (2) - self-draining
- Companion seat - adjustable, pedestal base, high-quality marine-grade upholstery, embroidery stitching
- Dash - molded fiberglass with faux burl walnut panels
- DC circuit breaker panel for helm electronics

38 SUPER SPORT

- Grab rail - stainless steel, behind helm and companion seats
- Helm seat - adjustable, pedestal base, high-quality marine-grade upholstery, embroidery stitching
- Stereo speakers (2)
- Tilt steering wheel

Instrumentation

- Engine hourmeter - digital, LCD (1 per engine)
- Gauges - analog; synchronizer; rudder angle; tachometer, oil pressure, engine temperature, fuel level, engine battery voltage (1 per engine)
- Rocker switch controls

DECK

Side Decks

- Bow rail - 1.0" O.D., lineal-buffed, welded stainless steel, with additional intermediate rail amidships and forward
- Bow rail stanchions - double-welded (inside and outside), stainless steel, anchored to aluminum backing plates laminated into deck
- Deck toe rail
- Grab rails (2) - stainless steel, on cabin sides
- Rub rail molding - heavy-duty, stainless steel insert
- Spring cleats (4) - 10", stainless steel, bolted through aluminum backing plate

Fore Deck

- Anchor cleat - 10" stainless steel, bolted through aluminum backing plate
- Cleats (2) - 10" stainless steel, bolted through aluminum backing plate
- Deck toe rail
- Over-the-stem anchor roller

COCKPIT

- 92 ft² (approx.), integral to hull and deck, self-draining
- 110V outlet - GFCI protected
- Boarding access from port or starboard dock

- Command bridge stairway - integral to deck with stainless steel hand rail, overhead stainless steel grab rail, 3 courtesy lights
- Hatch - guttered, supported by gas shock, provides aft bilge access
- Lights (3) - courtesy, recessed, with exterior-mounted switch
- Lights (2) - halogen, overhead, recessed, with exterior-mounted switch
- Overhead sun/weather protection - 38" from cabin toward stern
- Side deck stairways (2) - integral to deck with grab rail, 2 courtesy lights
- Storage locker - in transom
- Storage lockers (2) - recessed in sole
- Transom door - fiberglass, secures open and closed, stainless steel hardware

ENGINE ROOM

- Bilges coated with white, low-VOC gelcoat
- Bulkheads laminated to hull sides and stringers
- Insulation - acoustical and thermal, vinyl vapor barrier
- Lights (5) - 3 fluorescent, 2 halogen (in aft bilge), overhead, controls mounted in salon

BOARDING PLATFORM

- 35 ft² (approx.)
- Boarding ladder - telescoping, conceals in boarding platform
- Cleats (2) - 10" stainless steel, bolted through aluminum backing plate

SALON

- 110V outlet - GFCI protected
- Carpet - tufted cut pile, 65 oz., crush-resistant, 100% nylon
- Countertops - cherry wood with sea rail
- Curtains - décor-matched
- Décor package - 5-piece decorator pillow set
- Designer décor

- Entertainment group - 20" LCD TV and DVD, AM/FM/CD stereo, satellite radio system, 2 speakers each in master stateroom and at helm, 1 speaker each in salon, galley
- Entrance door - tinted glass, aluminum frame, curved, sliding, handle lock, 2 deadbolts, with interior screen
- Floor access hatches - engine room
- Lights (3) - halogen, overhead, recessed
- Rocker light switches
- Sofa - Flexsteel, with storage beneath
- Stereo speaker
- Storage cabinets (3)
- Telephone connector

GALLEY

- 110V outlets (2) - GFCI protected
- Coffeemaker
- Countertops - solid surface, with stainless steel sea rail in polished and brass finishes
- Curtains - décor-matched
- Designer décor
- Flooring - wood plank
- Lights (2) - halogen, overhead, recessed
- Oven - convection / microwave / grill, built-in
- Range - electric, 2-burner, glass top
- Refrigerator/freezer - side-by-side
- Rocker light switches
- Sink - stainless steel, with solid surface cover
- Storage cabinets (3)
- Storage drawers (4)
- Stereo speaker
- Vent fan - above range
- Waste container - recessed in countertop, with flush-mounted solid surface cover

DINETTE

- Carpet - tufted cut pile, 65 oz., crush-resistant, 100% nylon
- Curtains - décor-matched
- Lights (4) - halogen, overhead, recessed
- Lounge - L-shaped
- Rocker light switch

38 SUPER SPORT

- Table - cherry wood top; 2 brushed aluminum legs

COMPANIONWAY TO STATEROOM LEVEL

- AC and DC distribution panels
- Carpet - tufted cut pile, 65 oz., crush-resistant, 100% nylon
- Countertop - cherry wood with sea rail
- Curtains - décor-matched
- Hand rail - stainless steel, on stairway
- Lights (2) - courtesy, recessed
- Portlight - with screen
- Rocker light switch
- Storage cabinet - with sliding, curved, cherry wood tambour door

MASTER STATEROOM

- 110V outlet - GFCI protected
- Berth - queen
- Berth step-ups (2) - carpeted
- Carpet - tufted cut pile, 65 oz., crush-resistant, 100% nylon
- Curtains - décor-matched
- Designer décor
- Entrance door - solid cherry wood, pocket-style, secures open and closed, stainless steel hardware
- Hanging lockers (2) - automatic light, 3 shelves in each with sea rails
- Lights (3) - halogen, overhead, recessed
- Lights (2) - halogen, overhead, directable for reading
- Mirror - on forward bulkhead, conceals anchor chain locker access
- Overhead hatch - tinted, lockable, inside screen
- Portlights (2) - with screen
- Private head access
- Rocker light switches
- Sheet set - embroidered, fitted sheet, flat sheet, two pillow cases
- Stereo speakers (2) - with volume control
- Storage cabinets (7)
- Storage drawer
- Surround shelves - cherry wood with sea rail
- Telephone connector

HEAD

- 110V outlet - GFCI protected
- Clothes hook
- Entrance doors (2) - one to master stateroom and one to galley, solid cherry wood, secure closed, stainless steel hardware
- Hardware highlights - brass/chrome
- Head fan
- Lights (2) - halogen, overhead, recessed
- Medicine cabinet - mirrored doors, 2 shelves with sea rails
- Nonskid sole
- Portlight - privacy glass, with screen
- Rocker light switch
- Skylight
- Soap dish - frosted glass, stainless steel frame, wall-mounted
- Towel ring
- Towel set - bath towel, hand towel, washcloth
- Vanity - granite-style top and backsplash, integral sink, storage beneath with 2 doors

Shower Stall / Water Closet

- Countertop - granite-style with integral, recessed soap dish
- Entrance door - clear acrylic in aluminum frame, bi-fold, secures open and closed, stainless steel hardware, matching sidelights
- Lights (2) - halogen, overhead, recessed
- Nonskid sole
- Shower head - removable for use as hand-shower
- Storage cabinets (2)
- Toilet - vacuum flush, pedestal
- Toilet paper holder
- Towel bar

GUEST STATEROOM

- 110V outlet - GFCI protected
- Berth - double, converts to twins with removable center filler, with berth covers
- Carpet - tufted cut pile, 65 oz., crush-resistant, 100% nylon
- Countertops - cherry wood
- Curtains - décor-matched

- Designer décor
- Entrance door - solid cherry wood, split, pocket-style, secures open and closed, stainless steel hardware
- Lights (4) - halogen, overhead, recessed
- Light - halogen, sconce, directable for reading
- Rocker light switch
- Shelves (2) - cherry wood, recessed
- Storage - beneath mattress
- Storage cabinets (3)
- Window - tinted

38 SUPER SPORT

OWNER PREFERENCE ITEMS

PROPULSION

Gasoline Engines

- Crusader 6.0 MPI
- Crusader 8.1 MPI
- Volvo 8.1Gi

Diesel Engines

- Yanmar - 315 hp
- Volvo D6 EVC - 310 hp
- Volvo D6 EVC - 370 hp

MECHANICAL

- Bow thruster
- Engine oil change system
- Internal seawater strainers

ELECTRICAL

Generator

- Kohler 8.0 kW - diesel
- Onan 9.0 kW - diesel

WATER & WASTE SYSTEMS

- Grey water holding system
- Hot and cold transom handshower
- Overboard discharge system

Transom and Bow Washdowns

- Both fresh and seawater
- Fresh water
- Seawater

SAFETY & NAVIGATION

- Electronics package
- Fender racks

Spare Propellers and Shaft

- For gasoline engines
- For diesel engines

EXTERIOR AMENITIES

- Bridge cover
- Bridge layout B - helm forward, lounge aft
- Carpet
- Foredeck sunpad
- Icemaker on bridge (not available with bridge layout B)
- Sport package - 4 rod holders in deck coaming; 5 rod holders on bridge; 2 fish boxes, insulated, in-deck; bait well, with pump, integrated in transom; 2 cockpit lights; cockpit reinforcement for fighting chair, outriggers

Canvas

- "Prestige" bimini top
- "Prestige" full canvas with carpet

Canvas Color

- Black Sunbrella
- White Sunbrella
- Captain's navy
- Toast

DÉCOR

Ensemble

- Biscayne (blue tones)
- Catalina (neutral tones)

Coordinated Countertops

- Black magic (black)
- Harvest moon (tan)
- Savannah (neutral)

Interior Seating Material/Color

- Ultraleather buff
- Ultraleather pecan

Carpet

- Cashmere beige
- Deep cream

CABIN AMENITIES - SALON

- Pillow set - decorator, 6-piece
- Stereo addition - remote-mounted 6-disc CD player

CABIN AMENITIES - FORWARD

- TV and DVD - 15" LCD, in master stateroom

MISCELLANEOUS

- Loading charge
- Shipping cradle
- Shrink wrap



Carver Boat Corporation LLC • P. O. Box 1010 • Pulaski, WI 54162-1010 • 920-822-3214
www.carveryachts.com

Carver Boat Corporation reserves the right to change price, colors, materials, equipment specifications or models without notice. Models may be discontinued without obligation to previous purchasers. Illustrations may include optional equipment. Some electrical equipment is only offered in 120V/60Hz; check with your Carver Dealer for availability outside the U.S.

01/01/05