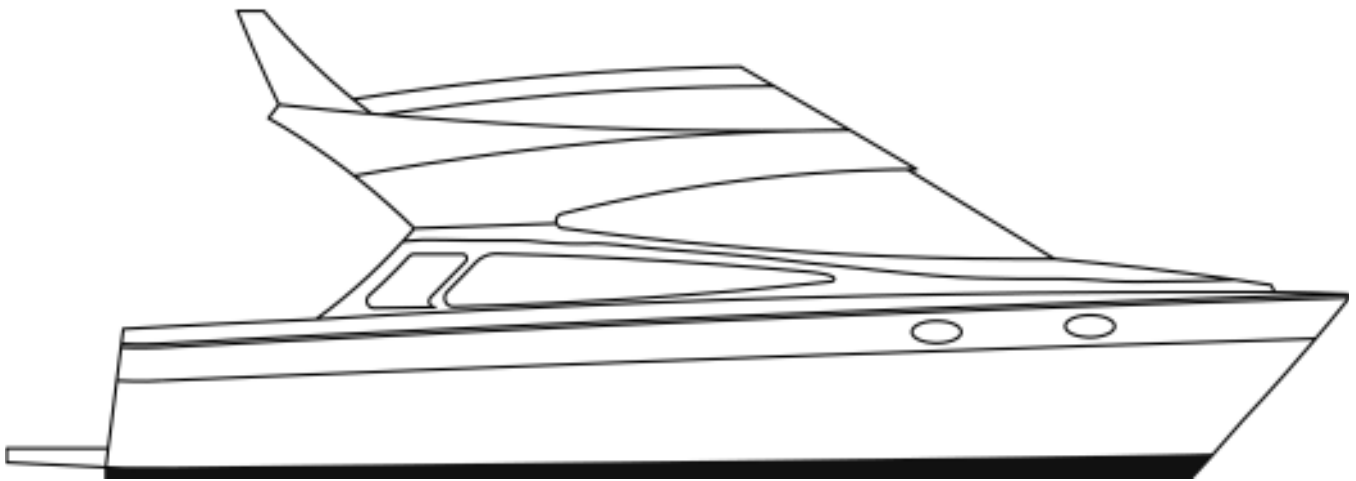


---

# 33 SUPER SPORT

---



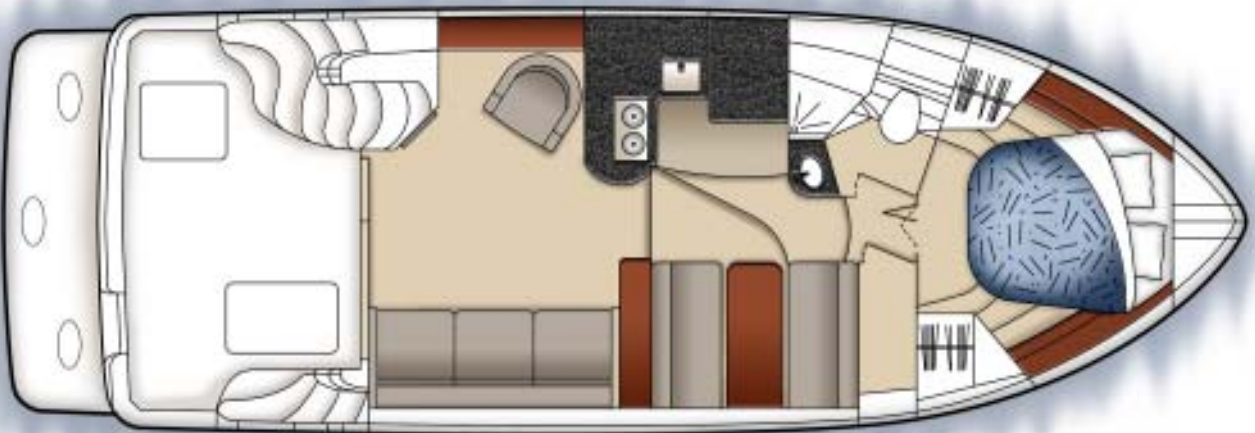
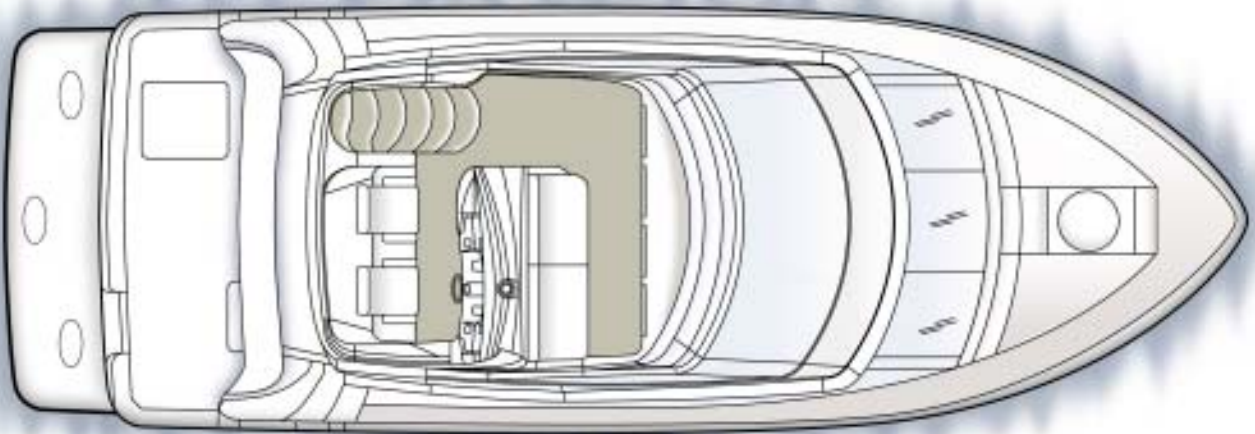
# 33 SUPER SPORT

---

## SPECIFICATIONS

LOA (w/platform) .....	38'3" .....	11,66 m
Beam .....	13'1" .....	4,00 m
Draft .....	37" .....	0,94 m
Bridge Clearance w/arch .....	14'8" .....	4,47 m
Weight (w/fuel & water) .....	21,753 lbs. ....	9867,16 kg
Water System .....	78 U.S. gals. ....	295,26 liters
Waste System .....	37.5 U.S. gals. ....	142,00 liters
Fuel System .....	311 U.S. gals. ....	1177,26 liters
Twin inboards (gas)		
Cabin Headroom .....	6'7" .....	2,00 m
Sleeps .....	4 (5 optional)	

---



# 33 SUPER SPORT

## STANDARD FEATURES

### CONSTRUCTION

- Structural engine mountings - reinforced stringer mountings with double-gusseted, angle steel plates
- Fabricated aluminum floor frames with stainless steel stanchions
- Hand-laid, molded fiberglass components featuring composite laminate hullsides, decks, and cabintops
- Molded fiberglass stringer system
- Cherry wood cabinetry, trim, doors throughout cabin, with high-gloss finish
- Solid fiberglass hull bottoms with Knytex substrates and Vinylester barrier coat
- Tinted, tempered safety glass frameless window systems
- Unitized deck, cockpit, cabintop construction with integral aluminum truss reinforcement in cabintop structure

### MECHANICAL

- Air conditioning - 18,000 BTU; with reverse cycle heat; dedicated shore power connector
- Cutlass bearings - synthetic rubber composite
- Dripless shaft logs
- Exhaust mufflers - engines, generator
- Fresh water cooling - engines
- Fuel tanks - welded, baffled 5052 aluminum
- Hydraulic steering
- Propellers - manufacturer-certified
- Propeller shafts - aquamet
- Rudders - 421 manganese bronze
- Struts - 421 manganese bronze
- Trim tabs - stainless steel, hydraulic

### ELECTRICAL

- AC/DC distribution panels with magnetic circuit breakers and integral bilge blower controls; AC voltmeters; AC ammeters
- Batteries (4) - deep cycle, marine (12V)

- Battery chargers (2) - electronic, AC-DC converters
- External connectors - CATV, telephone
- Generator - 7.3 kW, gasoline
- Ground Fault Circuit Interrupt (GFCI) protection - all 110V outlets
- Shore power connectors (2) - 30 amp
- Shore power cords (2) - 50 ft.
- Wiring system - tinned copper strand wire, harnessed, color-coded, labeled, meets or exceeds ABYC standards

### WATER & WASTE SYSTEMS

- Fresh water system - pressurized (12V), with large-capacity filter
- Fresh water storage tank - polyethylene
- Shore water connection with pressure-reduction valve
- Shower sump pump - automatic operation
- Waste holding tank - with vent and dockside pumpout
- Water and waste lines - constructed of molecularly cross-linked polyethylene
- Water heater - 11 gallons (110V)

### SAFETY & NAVIGATION

- Anodes - zinc, sacrificial
- Battery master disconnect switches
- Battery restraint boxes
- Bilge alarm - high water
- Bilge blowers (12V)
- Bilge pumps (2) - 1500 gph each, automatic/manual operation
- Brass valves for all underwater thru-hulls
- CO detectors in salon and state-room
- Compass - illuminated, dual-read
- Engine alarms - temperature and oil pressure
- Fire suppression system - automatic, FE241 (FM200 in European Community)
- Galvanic isolator/zinc saver
- Horn - air/electric (12V), trumpet

- Internal bonding system
- Molded nonskid surfaces on all walk decks - diamond pattern
- Navigation lights (COLREGS)
- Spotlight
- Windlass package - with 35 lb. anchor and 125 ft. of 5/16" chain

### BRIDGE

#### Command Bridge

- Access panels (2) - behind lounge backrest, provide access to helm wiring
- Beverage holders (2) - recessed, aluminum with no-slip bottoms, self-draining
- Electronics arch - custom aluminum with acrylic polyurethane surface coating and UV protection
- Electronics arch access plates (5) - corrosion-resistant polymer attached with noncorroding screws and waterproof sealant
- Lights (3) - courtesy, recessed, with exterior-mounted switch
- Lounge - with storage beneath, accommodates 4 adults
- Self-draining walk surface
- Stereo speakers (2)
- Storage lockers (5)
- Windshield - wraparound, tinted glass, painted stainless steel frame

#### Helm

- Accessory space - for installing navigation equipment
- Adapter - 12V
- Beverage holders (2) - recessed, aluminum with no-slip bottoms, self-draining
- Companion seat - adjustable, pedestal base, high-quality marine-grade upholstery, embroidery stitching
- Dash - molded fiberglass with faux burl walnut, faux black leather accents
- DC circuit breaker panel for helm electronics
- Grab rail - stainless steel, behind helm and companion seats

## 33 SUPER SPORT

---

- Helm seat - adjustable, pedestal base, high-quality marine-grade upholstery, embroidery stitching
- Tilt steering wheel

### Instrumentation

- Engine hourmeter - digital, LCD (1 per engine)
- Gauges - analog; tachometer, oil pressure, engine temperature, fuel level, engine battery voltage (1 set per engine)
- Rocker switch controls
- Warning indicator lights - oil pressure, check engine, water temperature, transmission temperature (1 set per engine)

### DECK

#### Side Decks

- Bow rail - 1.0" O.D.; lineal-buffed; welded stainless steel; with additional intermediate rail amidships, 2 intermediate rails forward
- Bow rail stanchions - double-welded (inside and outside), stainless steel, anchored to aluminum backing plates laminated into deck
- Deck toe rail
- Grab rails (4) - stainless steel, on cabin sides
- Rub rail molding - heavy-duty, stainless steel insert
- Spring cleats (4) - 10", stainless steel, bolted through aluminum backing plate

#### Fore Deck

- Anchor cleat - 10" stainless steel, bolted through aluminum backing plate
- Anchor roller - over-the-stem, aluminum channel with nylon rollers
- Cleats (2) - 10" stainless steel, bolted through aluminum backing plate
- Deck toe rail

### COCKPIT

- 80 ft<sup>2</sup> (approx.), integral to hull and deck, self-draining
- 110V outlet - GFCI protected

- Boarding access from port or starboard dock
- Cleats (2) - 10" stainless steel, bolted through aluminum backing plate
- Command bridge stairway - integral to deck, with stainless steel hand rails, courtesy light
- Hatch - guttered, supported by gas shock, provides aft bilge access
- Light - courtesy, recessed, with exterior-mounted switch
- Lights (2) - halogen, overhead, recessed, with exterior-mounted switch
- Overhead sun/weather protection - 38" from cabin toward stern
- Side deck stairways (2) - integral to deck, with grab rails, courtesy light
- Storage locker - recessed in sole, self-draining, with guttered hatch
- Transom door - fiberglass, secures open and closed, stainless steel hardware

### ENGINE ROOM

- Bilges coated with white, low-VOC gelcoat
- Bulkheads laminated to hull sides and stringers
- Insulation - acoustical and thermal, vinyl vapor barrier

### BOARDING PLATFORM

- 34 ft<sup>2</sup> (approx.)
- Boarding ladder - telescoping, conceals beneath boarding platform

### SALON

- 110V outlet - GFCI protected
- AC and DC distribution panels
- Carpet - tufted cut pile, 65 oz., crush-resistant, 100% nylon
- Chair - fabric upholstery
- Countertops - cherry wood with sea rail
- Curtains - décor-matched
- Designer décor
- Entertainment group - 20" LCD TV and DVD, AM/FM/CD stereo, satel-

lite radio system, 2 speakers each in salon, in stateroom, at helm

- Entrance door - tinted glass, aluminum frame, sliding, latch lock, secures open, with interior screen
- Floor access hatches - engine room
- Lights (5) - halogen, overhead, recessed
- Pillow set - decorator, 5-piece
- Rocker light switch
- Sofa - Flexsteel, with double incliners
- Stereo speakers (2)
- Storage cabinets (6)

### GALLEY

- 110V outlets (2) - GFCI protected
- Coffeemaker
- Countertops - solid surface
- Curtains - décor-matched
- Designer décor
- Flooring - wood plank
- Lights (2) - incandescent, over countertop, single-fixture
- Lights (2) - halogen, overhead, recessed
- Microwave oven, built-in
- Range - electric, 2-burner, glass top
- Refrigerator/freezer - upright
- Rocker light switch
- Sink - stainless steel, with solid surface cover
- Storage cabinets (4)
- Storage drawers (2)
- Waste container - recessed in countertop, with flush-mounted solid surface cover

### DINETTE

- 110V outlet - GFCI protected
- Bench seats (2) - convert (with table) to double berth
- Carpet - tufted cut pile, 65 oz., crush-resistant, 100% nylon
- Countertops - cherry wood, with stainless steel sea rail
- Curtains - décor-matched
- Dry bar cabinet - 2 shelves with sea rails and 6 barware holders, 5 stemware holders; mirrored back
- Lights (2) - halogen, overhead, recessed

## 33 SUPER SPORT

---

- Rocker light switch
- Storage compartments (2) - beneath sole, with carpeted hatches
- Storage cabinet
- Storage drawers (2)
- Table - cherry wood top with sea rail, brushed aluminum leg, converts (with bench seats) to double berth
- Telephone connector

### MASTER STATEROOM

- 110V outlets (2) - GFCI protected
- Bench seat - integral, with seat cushion
- Berth - queen
- Berth step-ups (2) - carpeted
- Carpet - tufted cut pile, 65 oz., crush-resistant, 100% nylon
- Designer décor
- Entrance door - solid cherry wood, bi-fold, secures closed, stainless steel hardware
- Hanging lockers (2) - cedar-lined, interior shelves with sea rails
- Lights (3) - halogen, overhead, recessed
- Mirror - on forward bulkhead, conceals anchor chain locker access
- Overhead hatch - frosted glass, lockable, inside screen
- Portlights (2) - with screen
- Private head access
- Rocker light switch
- Stereo speakers (2)
- Storage cabinets (7)
- Surround shelves - solid surface top

### HEAD

- 110V outlet - GFCI protected
- Entrance doors (2) - one to stateroom and one to companionway, solid cherry wood, secure closed, stainless steel hardware
- Hardware highlights - brass/chrome
- Lights (3) - incandescent, over vanity, designer fixture
- Medicine cabinet - mirrored door, 2 shelves with sea rails
- Nonskid sole
- Robe hook

- Rocker light switch
- Soap dish - solid glass, stainless steel frame, wall-mounted
- Storage cabinet - 2 shelves with sea rails
- Toilet - electric flush, pedestal
- Toilet paper holder - beneath vanity
- Towel rings (2)
- Vanity - solid surface top, stainless steel sink, storage beneath with 2 doors

### Shower Stall

- Bench seat - integral, with solid surface top
- Entrance door - clear acrylic in aluminum frame, secures closed, stainless steel hardware
- Light - halogen, overhead, recessed
- Nonskid sole
- Portlight - frosted glass, with screen
- Shower head - removable for use as hand-shower

# 33 SUPER SPORT

---

## OWNER PREFERENCE ITEMS

### PROPULSION

#### Gasoline Engines

- Crusader 5.7 MPI
- Crusader 6.0 MPI
- Crusader 8.1 MPI

### MECHANICAL

- Internal seawater strainers

### WATER & WASTE SYSTEMS

- Both fresh and seawater transom washdowns
- Grey water holding system
- Hot and cold transom handshower
- Overboard discharge system

### SAFETY & NAVIGATION

- Fender racks
- Monitor package

### EXTERIOR AMENITIES

- Bridge cover
- Carpet
- Foredeck sunpad
- Icemaker - on bridge
- Sport package - 4 rod holders in deck coaming; 4 rocket-style rod holders on bridge; fish box, insulated, in-deck; bait well, with aerator pump; cockpit lights; cockpit reinforcement for fighting chair, outriggers

### Canvas

- "Prestige" bimini top, Sunbrella, toast color
- "Prestige" full canvas, Sunbrella, toast color, with carpet and wind-shield covers

### CABIN AMENITIES - SALON

- Pillow set - decorator, 6-piece
- Stereo addition - remote-mounted 6-disc CD player

### Sofa

- Single sleeper
- Storage beneath

### CABIN AMENITIES - FORWARD

- Sheet set and 2 towel sets - embroidered, fitted sheet, flat sheet, 2 pillow cases; 2 bath towels, 2 hand towels, 2 wash-cloths
- TV and DVD - 15" LCD, in master stateroom

### MISCELLANEOUS

- Loading charge
- Shipping cradle
- Shrink wrap



Carver Boat Corporation LLC • P. O. Box 1010 • Pulaski, WI 54162-1010 • 920-822-3214  
[www.carveryachts.com](http://www.carveryachts.com)

Carver Boat Corporation reserves the right to change price, colors, materials, equipment specifications or models without notice. Models may be discontinued without obligation to previous purchasers. Illustrations may include optional equipment. Some electrical equipment is only offered in 120V/60Hz; check with your Carver Dealer for availability outside the U.S.

02/01/05