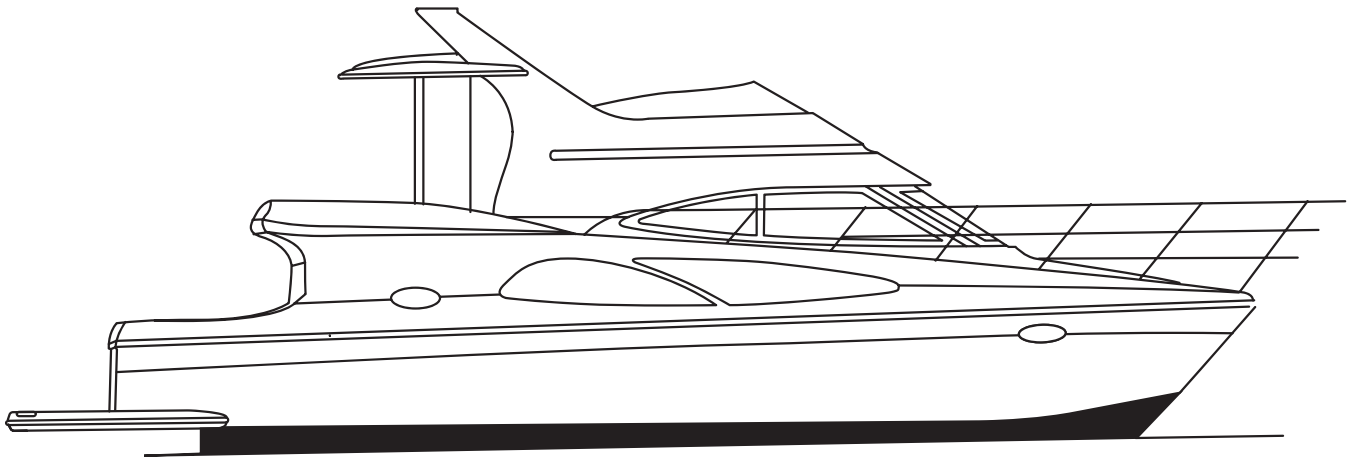
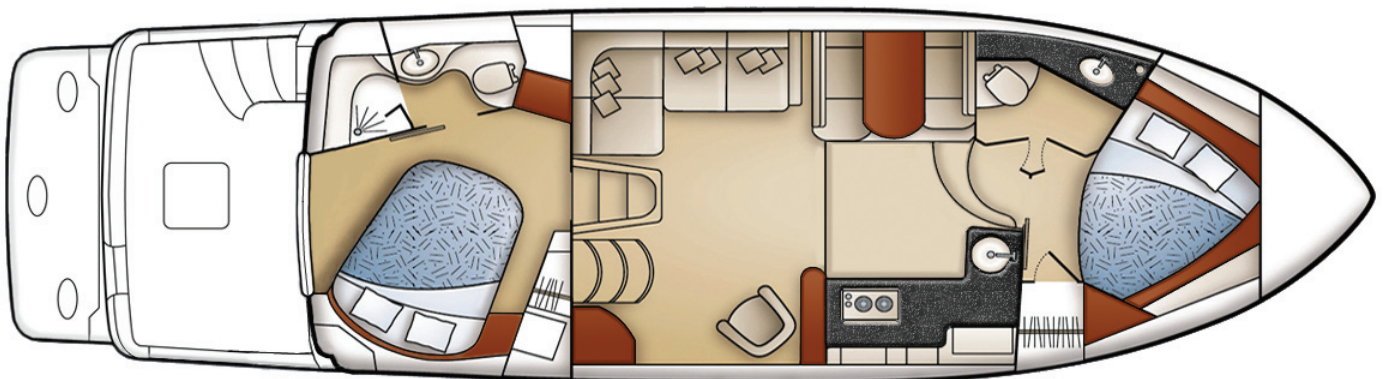
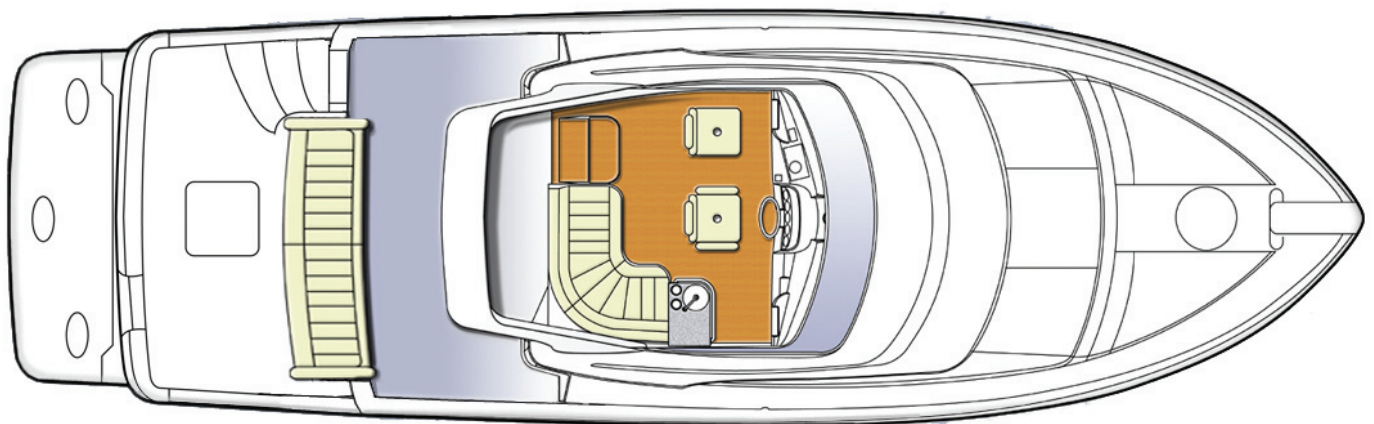

41 MOTOR YACHT COCKPIT



41 COCKPIT MOTOR YACHT

SPECIFICATIONS

LOA <i>with platform</i>	42'11"	13,08 m
Beam	13'5"	4,09 m
Draft	31"	0,79 m
Bridge Clearance <i>with arch</i>	15'1"	4,59 m
Weight <i>with fuel & water</i>	26,000 lbs.	11793 kg
Water System	81 U.S. gals.	307 liters
Waste System	50 U.S. gals.	189 liters
Fuel System - <i>Gas or Diesel Twin Inboards</i>	360 U.S. gals.	1363 liters
Cabin Headroom	6'5"	1,96 m
Sleeps	4 (5 optional)	



41 COCKPIT MOTOR YACHT

STANDARD FEATURES

CONSTRUCTION

- Structural engine mountings - reinforced stringer mountings with double-gusseted, angle steel plates
- Fabricated aluminum floor frames with stainless steel stanchions
- Hand-laid, molded fiberglass components featuring composite laminate hullsides, decks, and cabintops
- Molded fiberglass stringer system
- Cherry wood bulkheads, cabinetry, and trim throughout cabin, with high-gloss finish
- Solid fiberglass hull bottoms with Knytex substrates and Vinylester barrier coat
- Tinted, tempered safety glass frameless window systems
- Unitized deck and cabintop construction with integral aluminum truss reinforcement in cabintop structure
- External connectors - CATV, telephone
- Generator - 7.3 kW, gasoline
- Ground Fault Circuit Interrupt (GFCI) protection
- Shore power connectors (2) - 30 amp
- Shore power cords (2) - 50 ft.
- Wiring system - tinned copper strand wire, harnessed, color-coded, labeled, meets or exceeds ABYC standards

MECHANICAL

- Air conditioning - 3-zone, 33,000 BTU; with reverse cycle heat; dedicated shore power connector
- Cutlass bearings - synthetic rubber composite
- Dripless shaft logs
- Exhaust mufflers - engines, generator
- Fuel tanks - welded, baffled 5052 aluminum
- Hydraulic steering
- Internal seawater strainers
- Propellers - manufacturer-certified
- Propeller shafts - aquamet
- Rudders - 421 manganese bronze
- Struts - 421 manganese bronze
- Trim tabs - stainless steel, hydraulic

ELECTRICAL

- AC/DC distribution panels with magnetic circuit breakers and integral generator and bilge blower controls; AC voltmeters; AC ammeters
- Batteries (4) - deep cycle, marine (12V)
- Battery chargers (2) - electronic, AC-DC converter

WATER & WASTE SYSTEMS

- Fresh water system - pressurized (12V), with large-capacity filter
- Fresh water storage tank - polyethylene
- Fresh water tank level monitor
- Hot and cold transom handshower
- Shore water connection with pressure-reduction valve
- Shower sump pumps (2) - automatic operation
- Waste holding tanks (2) - with filtered vents and dockside pumpouts
- Waste tank level monitors (2)
- Water and waste lines - constructed of molecularly cross-linked polyethylene
- Water heater - 11 gallons (110V)

SAFETY & NAVIGATION

- Anodes - zinc, sacrificial
- Battery master disconnect switches
- Battery restraint boxes and straps
- Bilge alarm - high water
- Bilge blowers (12V)
- Bilge pumps (3) - 1500 gph, automatic/manual operation
- Brass valves for all underwater thru-hulls
- CO detectors in salon and staterooms
- Compass - illuminated, dual-read
- Engine alarms - temperature and oil pressure
- Fire suppression system - automatic, FE241, FM200

- Galvanic isolator/zinc saver
- Horn - air/electric (12V), trumpet
- Internal bonding system
- Molded nonskid surfaces on walk decks - diamond pattern
- Navigation lights (COLREGS)
- Spotlight
- Windlass package - with 35 lb. anchor and 125' of 5/16" chain

BRIDGE

Command Bridge

- Light - courtesy, recessed
- Lounge - with storage beneath, accommodates 3 adults
- Self-draining walk surface
- Wet bar - molded fiberglass, integral self-draining sink, cold water tap, wraparound stainless steel grab bar, storage cabinet beneath and 2 pedestal seats

Helm

- Access panel - provides access to wiring in helm console
- Accessory space - for installing navigation equipment
- Adapter - 12V
- Beverage holder - recessed, self-draining
- Companion seat - adjustable, pedestal base, high-quality marine-grade upholstery, embroidery stitching
- Dash - fiberglass with faux burl walnut and black leather accents
- DC distribution panel - bridge 12V systems
- Grab rails (2) - stainless steel, on either end of helm
- Helm seat - adjustable, pedestal base, high-quality marine-grade upholstery, embroidery stitching
- Lights (2) - courtesy, recessed
- Stereo speakers (2) - pre-wired
- Storage locker
- Tilt steering wheel
- Windshield - wraparound, tinted glass, painted stainless steel frame

41 COCKPIT MOTOR YACHT

Instrumentation

- Engine hourmeter - digital, LCD (1 per engine)
- Gauges - analog; synchronizer; rudder angle; tachometer, oil pressure, engine temperature, fuel level, engine battery voltage (1 per engine)
- Rocker switch controls

Deck

Aft Deck

- 110V outlet - GFCI protected
- 60 ft² (approx.), integral to deck, self-draining
- Command bridge stairway - integral to deck, with courtesy light and stainless steel hand rail on each side
- Electronics arch - custom aluminum with acrylic polyurethane surface coating and UV protection
- Electronics arch access plates (8) - corrosion-resistant polymer attached with noncorroding screws and waterproof sealant
- Hand rail - stainless steel, on salon entrance door
- Hand rail - 1.0" O.D., stainless steel, welded to stainless steel-topped side weather boards.
- Hardtop over entire aft deck
- Lights (2) - courtesy, recessed
- Lights (2) - halogen, overhead, recessed, with exterior-mounted switch
- Lounge - with storage beneath, accommodates 6 adults
- Storage locker
- Transom door - polymer panel in tubular stainless steel tabbed frame, secures closed
- Wing doors (2) - clear acrylic in aluminum frame, secure open and closed, stainless steel hardware, provide access to the side decks

Side Decks

- Bow rail - 1.0" O.D., lineal-buffed, welded stainless steel, with additional intermediate rails
- Bow rail stanchions - double-welded (inside and outside), stainless steel, anchored to aluminum backing plates laminated into deck
- Deck toe rail
- Grab rail - stainless steel, over cabin windows, runs length of cabin and above windshield

- Rub rail molding - heavy-duty, stainless steel insert
- Spring cleats (4) - 10" spring, stainless steel, bolted through aluminum backing plate

Fore Deck

- Cleats (2) - 10" stainless steel, bolted through aluminum backing plate
- Cleat - 10" stainless steel for anchor line, bolted through aluminum backing plate
- Over-the-stem anchor roller

COCKPIT

- 57 ft² (approx.), integral to hull and deck, self-draining
- Aft deck stairway - integral to deck, with courtesy light and stainless steel hand rail on each side
- Boarding access from port or starboard dock
- Direct access to master stateroom
- Hatch - guttered, watertight, provides access to aft bilge
- Lights (4) - courtesy, recessed, with exterior-mounted switch
- Shore service locker - recessed in transom; contains power, water, TV, telephone connections
- Transom door - fiberglass, secures open and closed, stainless steel hardware
- Water systems locker - recessed in transom; contains optional handshower, washdowns

ENGINE ROOM

- Bilges coated with white, low-VOC gelcoat
- Bulkheads laminated to hull sides and stringers
- Carpeted catwalk
- Insulation - acoustical and thermal, vinyl vapor barrier
- Lights (3) - incandescent, on forward and aft bulkheads

Boarding Platform

- 35 ft² (approx.)
- Boarding ladder - telescoping, concealed in boarding platform
- Cleats (2) - 10" stainless steel, bolted through aluminum backing plate

SALON

- AC and DC distribution panels
- Access hatches (5) - engine room
- Carpet - tufted cut pile, 65 oz., crush-resistant, 100% nylon
- Chair - Flexsteel
- Countertops - cherry wood and solid surface
- Curtains - décor-matched
- Décor package - 10-piece decorator pillow set
- Designer décor
- Entertainment group - 20" LCD TV/DVD, AM/FM/CD stereo, satellite radio system
- Entrance door - tinted acrylic, sliding, lockable
- Entrance stairway - cherry wood risers, carpeted treads, with stainless steel handrail
- Fresh air system - passive, with controllable overhead vents
- Lights (4) - halogen, overhead, recessed
- Lounge - Flexsteel, with stowaway bed and extension
- Master stateroom stairway - cherry wood risers, carpeted treads
- Rocker light switch
- Storage cabinet - with 2 doors
- Telephone connector

GALLEY

- 110V outlet - GFCI protected
- Carpet - tufted cut pile, 65 oz., crush-resistant, 100% nylon
- Coffeemaker - recessed
- Countertops - solid surface
- Curtain - décor-matched
- Designer décor
- Lights (2) - halogen, overhead, recessed
- Oven - convection / microwave / grill, built-in
- Range - electric, 2-burner, smooth top
- Refrigerator / freezer - side-by-side, under counter
- Rocker light switch
- Sink - stainless steel, with solid surface cover

41 COCKPIT MOTOR YACHT

- Storage cabinets (2)
- Storage drawers (4)
- Storage - under sink with 2 rotating, slide-out, coated wire racks

DINETTE

- Bench seats (2) - with storage beneath
- Carpet - tufted cut pile, 65 oz., crush-resistant, 100% nylon
- Curtains - décor-matched
- Table - cherry wood top; brushed aluminum, adjustable height leg

MASTER STATEROOM

- 110V outlet - GFCI protected
- Berth - double, offset island
- Berth nightstands (2) - cherry wood
- Carpet - tufted cut pile, 65 oz., crush-resistant, 100% nylon
- Curtains - décor-matched
- Designer décor
- Entrance door (to cabin) - solid cherry wood, sliding, secures open and closed, stainless steel hardware
- Entrance door (to cockpit) - tinted glass in aluminum frame, sliding, locking latch, inside deadbolt with flush-mounted handle, interior screen
- Hanging lockers (2) - automatic light
- Lights (3) - halogen, overhead, recessed
- Portlight - with screen
- Rocker light switches
- Sheet set - embroidered, fitted sheet, flat sheet, two pillow cases
- Shelves (2) - with bolster sea rail
- Stereo speakers (2) - with volume control
- Storage drawers (2)
- Storage cabinets (3)

MASTER HEAD

- 110V outlet - GFCI protected
- Curtains - décor-matched
- Entrance door - solid cherry wood, sliding, secures open and closed, stainless steel hardware
- Head fan
- Light - halogen, overhead, recessed
- Medicine cabinets (2) - with mirrored doors
- Nonskid sole
- Portlight - with screen
- Rocker light switch
- Shelf - with brass/chrome finish sea rail
- Storage cabinet
- Toilet - vacuum flush, pedestal
- Towel bar
- Towel set - bath towel, hand towel, washcloth
- Vanity - molded granite-style countertop and backsplash with integral sink, 2 shelves beneath with door

Shower Stall

- Bench seat - integral
- Countertop - molded granite-style, with backsplash, integral recessed self-draining soap dish
- Entrance door - acrylic in aluminum frame, bi-fold, secures open and closed, with matching sidelight
- Light - halogen, overhead, recessed
- Nonskid sole
- Shower head - with wall-mounted holding bracket, removable for use as a handshower
- Storage cabinet - with mirrored door

GUEST STATEROOM

- Berth - double, offset, with berth cover
- Berth step-up - carpeted
- Carpet - tufted cut pile, 65 oz., crush-resistant, 100% nylon
- Countertop - cherry wood
- Curtains - décor-matched

- Designer décor
- Entrance door - solid cherry wood, sliding, secures open and closed, stainless steel hardware
- Hanging locker - automatic light, with shelf
- Lights (2) - halogen, sconces, directable for reading
- Lights (2) - halogen, overhead, recessed
- Mirror - on forward bulkhead, conceals anchor chain locker access
- Overhead hatch - tinted, lockable, inside screen
- Portlights (2) - with screen
- Private forward head access
- Rocker light switch
- Storage cabinets (3)
- Storage drawer

FORWARD HEAD

- 110V outlet - GFCI protected
- Entrance doors (2) - one to guest stateroom and one to galley, solid cherry wood, secure closed, stainless steel hardware
- Head fan
- Lights (4) - halogen, overhead, recessed
- Medicine cabinets (2) - mirrored doors, 2 shelves inside
- Nonskid sole
- Portlight - privacy glass, with screen
- Robe hooks (2)
- Rocker light switch
- Shower curtain - décor-matched
- Toilet - vacuum flush, pedestal
- Toilet paper holder - in vanity cabinet
- Towel ring
- Towel set - bath towel, hand towel, washcloth
- Vanity - granite-style countertop and backsplash with integral sink, cabinet beneath with 2 doors, sink spigot removable for use as hand-shower

41 COCKPIT MOTOR YACHT

OWNER PREFERENCE ITEMS

PROPULSION

Gasoline Engines

- Crusader 5.7 MPI
(includes fresh water cooling)
(standard)
- Crusader 8.1 MPI
(includes fresh water cooling)
- Volvo 8.1GI
(includes fresh water cooling)

Diesel Engines

- Yanmar - 315 hp
- Volvo D6 - 310 hp
- Volvo D6 - 370 hp

MECHANICAL

- Bow thruster
- Engine oil change system

ELECTRICAL

Generator

- Kohler 7.3 kW, gasoline
(standard)
- Kohler 8.0 kW, diesel

WATER & WASTE SYSTEMS

- Grey water holding system
- Overboard discharge system

Transom and Bow Washdowns

- Both fresh and seawater
- Fresh water
- Seawater

SAFETY & NAVIGATION

- Fender racks
- Single station electronics package

Spare Propellers and Shaft

- For gasoline engines
- For diesel engines

EXTERIOR AMENITIES

- Bridge cover
- Carpet
- Helm and seat covers
- Ice maker (in lieu of aft deck storage locker)
- Refrigerator
(in lieu of bridge storage locker)
- Third pedestal seat on bridge
(in lieu of bridge wet bar)

Canvas

- "Prestige" bimini top
- "Prestige" full canvas with carpet

Canvas Color

- Black Sunbrella (standard)
- Captain's Navy
- Toast
- White Stamoid
- White Sunbrella

DÉCOR

Ensemble

- Bimini - blue tones
- Cozumel - neutral tones
(standard)

Coordinated Countertops

- Black magic - black (standard)
- Harvest moon - tan
- Savannah - neutral

Interior Seating Material/Color

- Ultraleather buff (standard)
- Ultraleather pecan

Carpet

- Winter Wind - brown
- Zinfandel - beige (standard)

CABIN AMENITIES - SALON

- Central vacuum system
- Pillow set - decorator, 6-piece
- Stereo addition -
remote-mounted 6-disc CD player

CABIN AMENITIES - FORWARD & AFT

- TV/DVD - 15" LCD,
in master stateroom
- TV/DVD - 10" LCD,
in guest stateroom

MISCELLANEOUS

- Loading charge
- Shipping cradle
- Shrink wrap



Carver Boat Corporation LLC • P. O. Box 1010 • Pulaski, WI 54162-1010 • 920-822-3214
www.carveryachts.com