

38 Super Sport


CARVER®
YACHTS



SPECIFICATIONS

LOA <i>with platform & gunnel molding</i>	39' 11"	12,2 m
Molded Hull Length	36' 6"	11,1 m
Beam <i>with gunnel molding</i>	13' 5"	4 m
Draft	31.5"	0,8 m
Weight <i>with fuel & water</i>	25,000 lbs.	11566 kg
Bridge Clearance <i>with arch</i>	14' 1"	4,3 m
Fuel System	334 U.S. gals.	1264 liters
Water System		
<i>V-drive engines</i>	75 U.S. gals.	284 liters
<i>Volvo IPS engines</i>	86 U.S. gals.	326 liters
Holding Tank	45 U.S. gals.	170 liters
Cabin Headroom	6' 7"	2 m
Sleeps	4 (5 optional)	

2010

2010 38 Super Sport

STANDARD FEATURES

CONSTRUCTION

- Cherry wood bulkheads, cabinetry, trim, & doors throughout cabin, with high-gloss finish
- Fabricated aluminum floor frames with stainless steel stanchions
- Hand-laid, molded fiberglass components featuring composite laminate hullsides, decks, & cabintops
- Hull bottom sandblasted in preparation for bottom paint; assures adherence and eliminates the "peeling effect"
- Molded fiberglass stringer system
- Solid fiberglass hull bottoms with Knytex substrates & Vinylester barrier coat
- Structural engine mountings - reinforced stringer mountings with double-gusseted, angle steel plates
- Tinted, tempered safety glass frameless window systems
- Unitized deck, cockpit, & cabintop construction with integral aluminum truss reinforcement in cabintop structure

MECHANICAL

- Carver Docking System™ - v-drive engines receive 6 hp, 7.3" (18,5 cm) diameter Side Power® bow & stern thrusters providing 176 lbs. (80 kg) of thrust; Volvo IPS engines receive IPS Joystick Control
- Cutlass bearings - synthetic rubber composite
- Dripless shaft logs
- Exhaust mufflers - engines, generator
- Fresh water cooling - engines
- Fuel tanks (2) - 167 gallons (632 L) each, welded, baffled 5052 aluminum
- Hydraulic steering
- Internal seawater strainers
- Propellers - 4-blade, Certifiable Manganese Bronze, 20" (51 cm) diameter, manufacturer-certified
- Propeller shafts - Aquamet®, 1.5" (38 mm) diameter
- Rudders & struts - 421 manganese bronze
- Tides Marine® SureSeal Shaft Seals - self-aligning Nitrile lip seal, maintenance free, spare lip seal included
- Trim tabs - stainless steel, hydraulic

ENGINE ROOM

- Bilges coated with white, low-VOC gelcoat
- Bulkheads laminated to hull sides & stringers
- Insulation - acoustical & thermal, vinyl vapor barrier
- Lights (5) - 3 fluorescent, 2 halogen (*in aft bilge*), overhead, controls mounted in salon

ELECTRICAL

- AC/DC distribution panels with magnetic circuit breakers & integral bilge blower controls; AC & DC voltmeters; AC ammeter
- Batteries (4) - 31 series starting batteries, Deka Marine®, cold cranking rating of 950 amps, reserve capacity of 205 minutes at 23 amp draw, 100 amp/hour rating [(4) engine]
- Battery- dedicated 31 series, Deka Marine®, deep cycle, (12V), cold cranking rating of 950 amps, reserve capacity of 225 minutes at 23 amp draw, 105 amp/hour rating [(1) ship service]
- Battery charger - (1) 60 amp charger for the engines and ship service batteries
- Dockside inlet - CATV with 50' (15,2 m) of white cord
- Ground Fault Circuit Interrupt (GFCI) protection - all electrical outlets
- Shore power connector - 30 amp
- Shore power cord (1) - Marincor® 50' (15,2 m) white
- Wiring system - tinned copper strand wire, harnessed, color-coded, labeled, meets or exceeds ABYC standards

SAFETY & NAVIGATION

- 65-5-5-5 marine grade bronze seacocks for thru-hulls on hull bottom; marine grade composite on hull sides
- Anodes - zinc, sacrificial
- Battery master disconnect switches
- Battery restraint boxes & straps
- Bilge alarm - high water
- Bilge blowers (4) - 4" at 240 cubic foot/minute (12V) (10 cm at 6,8 cubic meter/minute)
- Bilge pumps (3) - 1500 gallons (5678 L) per hour each, automatic/manual operation
- CO detectors in salon & staterooms
- Compass - Ritchie® Navigator 4.5" (11,4 cm) Flush Mount, illuminated, dual-read
- Engine alarms - temperature & oil pressure
- Fire suppression system - automatic, FE241
- Galvanic isolator/zinc saver
- Horn - dual electric (12V), trumpet
- Internal bonding system with size 8 gauge wire, ABYC compliant
- Molded nonskid surfaces on all walk decks - diamond pattern
- Navigation lights (COLREGS)
- Spotlight - ITT Jabsco®
- Windlass

*Standard

©2009 July

2010 38 Super Sport

STANDARD FEATURES

WATER & HOLDING SYSTEMS

- Fresh water storage tanks - polyethylene; (1) 75 gallon (284 L) with v-drive engines; (2) 43 gallon with Volvo IPS engines (163 L)
- Fresh water tank level monitor
- Hot & cold transom handshower
- ITT Jabsco® Fresh Water System - variable speed drive pump sensor, Max®, 4.5 gallon/minute (17 liters/minute) flow rate, high flow filter
- Shore water connection with pressure-reduction valve
- Shower sump pump (1) - automatic/manual operation
- Waste holding tank (1) - 45 gallons (42 L) with filtered vent & dockside pumpout
- Waste tank level monitor
- Water & waste lines - constructed of molecularly cross-linked polyethylene
- Water heater - 11 gallons

DECKS

- Bow rail - 1.0" (2,5 cm) O.D., lineal-buffed, welded stainless steel, with additional intermediate rail amidships & forward
- Bow rail stanchions - double-welded (*inside & outside*), stainless steel, anchored to aluminum backing plates laminated into deck
- Cleats - 10" (25 cm) stainless steel: anchor (1), bow (2), spring (4), stern (2) - bolted through aluminum backing plate
- Deck toe rail
- Grab rails (2) - stainless steel, on cabin sides
- Over-the-stem anchor roller
- Rub rail molding - heavy-duty, 1" & 3/4" 316L stainless steel insert (25 mm & 19 mm)

COCKPIT

- 92 ft² (8,5 m²) *approx.*, integral to hull & deck, self-draining
- Boarding access from port or starboard dock
- Command bridge stairway - integral to deck with stainless steel hand rail, overhead stainless steel grab rail, 3 courtesy lights
- Electrical outlet
- Hatch - guttered, supported by gas shock, provides aft bilge access
- Lights (3) - courtesy, recessed, with exterior-mounted switch
- Lights (2) - halogen, overhead, recessed, with exterior-mounted switch
- Side deck stairways (2) - integral to deck with grab rail, 2 courtesy lights
- Storage lockers (2) - recessed in sole
- Transom door - fiberglass, secures open & closed, stainless steel hardware

COMMAND BRIDGE

- Access panel - behind lounge backrest, provides access to helm wiring
- Electronics arch - welded premium grade aluminum painted with AWLCRAFT® 2000 acrylic urethane topcoat for use in harsh marine environments
- Electronics arch access plates (5) - corrosion-resistant polymer attached with noncorroding screws & waterproof sealant
- Lights (2) - courtesy, recessed, with exterior-mounted switch
- Lounge - with storage beneath, accommodates 4 adults
- Self-draining walk surface
- Storage lockers (2)
- Table - molded fiberglass, sliding, in front of lounge
- Wet bar - molded fiberglass, integral self-draining sink, cold water tap, 2 storage cabinets beneath
- Windshield - wraparound, tinted glass, painted stainless steel frame

HELM

- Accessory space - for installing navigation equipment
- Adapter - 12V
- Beverage holders (2) - self-draining
- Companion helm seat - swivel pedestal, high-quality marine-grade upholstery, embroidery stitching, and arm rests
- Dash - molded fiberglass with brushed aluminum accents
- DC circuit breaker panel for helm electronics
- Displays (*1 for each engine*) - digital LCD; tachometer, hourmeter, engine oil pressure, engine coolant temperature, engine battery voltage, fuel usage, fuel trip usage, engine diagnostics
- Gauges - analog; fuel level and rudder angle (*1 for each engine*)
- Grab rail - stainless steel, behind helm & companion seats
- Helm seat - swivel pedestal, high-quality marine-grade upholstery, embroidery stitching, and arm rests
- Rocker switch controls
- Stereo speakers (2)
- Tilt steering wheel

BOARDING PLATFORM

- 35 ft² (3,3 m²) *approx.*, integral to hull & deck
- Boarding ladder - telescoping, conceals in boarding platform

*Standard

©2009 July

2010 38 Super Sport

STANDARD FEATURES

SALON

- Carpet - tufted cut pile, crush-resistant, 100% nylon
- Countertops - cherry wood with sea rail
- Curtains - décor-matched
- Décor package - 5-piece decorator pillow set
- Designer décor
- Electrical outlet
- Entertainment group - 20" Sole® LCD TV (built to durable marine grade standards), Clarion® CMD4 AM/FM/CD waterproof marine stereo, Clarion® DVD/CD/MP3 player, Sirius® satellite radio system with 6 month trial subscription & Apple iPod® Dock
- Entrance door - tinted glass, aluminum frame, curved, sliding, handle lock, 2 deadbolts, with interior screen
- Floor access hatches - engine room
- Lights (3) - halogen, overhead, recessed
- Rocker light switches
- Sofa - Flexsteel®, with storage beneath
- Stereo speaker
- Storage cabinets (3)

GALLEY

- Coffee maker - Black & Decker®, black (110 V only)
- Countertops - solid surface, with stainless steel sea rail in polished & brass finishes
- Curtains - décor-matched
- Designer décor
- Electrical outlet
- Flooring - Cherry
- Lights (2) - halogen, overhead, recessed
- Microwave oven - convection with grill, built-in
- Range - electric, 2-burner, glass top
- Refrigerator/freezer - Nova Kool®, 7.5 cubic foot (212 L), stainless steel, side-by-side under-counter
- Rocker light switches
- Silverware tray
- Sink - stainless steel, with solid surface cover
- Stereo speaker
- Storage cabinets (3)
- Storage drawers (4)
- Vent fan - above range
- Waste container - 9 quart, round, white

DINETTE

- Carpet - tufted cut pile, crush-resistant, 100% nylon
- Curtains - décor-matched
- Lights (4) - halogen, overhead, recessed
- Lounge - L-shaped
- Rocker light switch
- Table - cherry wood top; 2 brushed aluminum legs

HEAD

- Clothes hook & towel ring
- Electrical outlet
- Entrance doors (2) - one to master stateroom & one to galley, solid cherry wood, secure closed, stainless steel hardware
- Hardware highlights - brass/chrome
- Head fan
- Hull portlight - frosted privacy glass, with screen
- Lights (2) - halogen, overhead, recessed
- Medicine cabinet - mirrored doors, 2 shelves with sea rails
- Nonskid sole
- Rocker light switch
- Skylight
- Vanity - granite-style top & backsplash, integral sink, storage beneath with 2 doors

Shower Stall / Water Closet

- Countertop - granite-style
- Lights (2) - halogen, overhead, recessed
- Nonskid sole
- Shower door - clear acrylic in aluminum frame, bi-fold, secures open & closed, stainless steel hardware, matching sidelights
- Shower head - removable for use as hand-shower
- Storage cabinets (2)
- Toilet - VacuFlush®, pedestal
- Toilet paper holder & towel bar

MASTER STATEROOM

- Berth - queen, pillowtop innerspring mattress
- Berth step-ups (2) - carpeted
- Carpet - tufted cut pile, crush-resistant, 100% nylon
- Curtains - décor-matched
- Designer décor
- Electrical outlet
- Entrance door - solid cherry wood, pocket-style, secures open & closed, stainless steel hardware
- Hanging lockers (2) - automatic light, 3 shelves in each with sea rails
- Hull portlights (2) - fixed, non-opening
- Lights (3) - halogen, overhead, recessed
- Lights (2) - halogen, overhead, directable for reading
- Mirror - on forward bulkhead, conceals anchor chain locker access
- Overhead hatch - tinted, lockable, inside screen
- Private head access
- Rocker light switches
- Stereo speakers (2)
- Storage cabinets (7)
- Storage drawer
- Surround shelves - cherry wood with sea rail

*Standard

2010 38 Super Sport

STANDARD FEATURES

VIP STATEROOM

- Berth - double, converts to twins with removable center filler, with berth covers
- Carpet - tufted cut pile, crush-resistant, 100% nylon
- Countertops - cherry wood
- Curtains - décor-matched
- Designer décor
- Electrical outlet
- Entrance door - solid cherry wood, split, pocket-style, secures open & closed, stainless steel hardware
- Hull portlight
- Lights (4) - halogen, overhead, recessed
- Light - halogen, sconce, directable for reading
- Rocker light switch
- Shelves (2) - cherry wood, recessed
- Storage - beneath mattress
- Storage cabinets (3)

COMPANIONWAY

- AC & DC distribution panels
- Carpet - tufted cut pile, crush-resistant, 100% nylon
- Countertop - cherry wood with sea rail
- Curtains - décor-matched
- Hand rail - stainless steel, on stairway
- Hull portlight - with screen
- Lights (2) - courtesy, recessed
- Rocker light switch
- Storage cabinet - with sliding, curved, cherry wood tambour door

2010 38 Super Sport

OWNER PREFERENCE ITEMS

PROPULSION:

Gasoline Engines

- Crusader® 6.0 MPI - 375 hp*
(includes fresh water cooling)
- Crusader® 8.1 MPI - 385 hp
(includes fresh water cooling)
- Volvo Penta® IPS 550 - (gas)
400 hp

Diesel Engines

- Yanmar Marine® 6LPA-STP -
315 hp
- Volvo Penta® D4 EVC -
300 hp
- Volvo Penta® D6 EVC -
370 hp
- Volvo Penta® IPS 450 -
330 hp

MECHANICAL:

- Engine oil change system
- Active corrosion protection for Volvo IPS - replaces traditional zinc anodes, triple redundant protection, integrates with EVC displays; monitors & adjusts potential voltage in surrounding water to an acceptable level

ELECTRICAL:

- Air conditioning - Marine Air Systems®, 2-zone, 32,000 BTU; with reverse cycle heat; dedicated Marinco® shore power connector

Generator

(with sound shield, dedicated 31 series battery and 10 amp battery charger)

- Kohler® 7.3 kW 60 Hz gasoline
- Kohler® 6 kW 50 Hz gasoline international
- Kohler® 9 kW 60 Hz diesel
- Kohler® 7 kW 50 Hz diesel international

WATER & HOLDING SYSTEMS:

- After tank overboard discharge system with pump
- Grey water holding system - (1) grey water holding tank

Transom & Bow Washdowns

- Fresh water
- Seawater
- Both fresh & seawater

SAFETY & NAVIGATION:

- Fender racks
- Ground tackle - 35 lb. (16 kg) anchor, 125' (38 m) of 5/16" 8 mm chain, shackle & line with snap hook
- SeaKey® - satellite based boat security, safety & concierge system; 90 day trial subscription (U.S. & Canada only)

Navigation

Electronics Package

- Bridge Package - Raymarine® E-Series E80 multifunction navigation display, Raymarine® 240 VHF (hand set), 125 WASS GPS sensor, Raymarine® DSM 300 digital sonar module, Raymarine® transducer B60 Dual Frequency 50/200 khz depth & temperature

Spare Propellers & Shaft

- Spare propellers (2) & shaft

AMENITIES:

Bridge layout

- Helm aft - ideal for fishing
- Helm forward* - ideal for cruising

Canvas

- Prestige bimini top
- Prestige full canvas with carpet

Canvas Color

- Black Sunbrella®
- Cadette Grey
- Captain's Navy
- Charcoal Tweed
- Toast
- White Stamoid®*

Exterior

- Bridge cover
- Bridge hardtop
- Bridge hardtop enclosure
- Bridge lounge slip covers & pillows
- Cockpit to Bridge door
- Exterior carpet - berber (color coordinated with exterior seating upholstery color selection)
- Fishing package - Cockpit livewell with Rule® pump, Perko® vertical rod holders on transom (4), Perko® rod holders (2), C.E. Smith® mid mount "rocket launcher" rod holders (5)
- Foredeck sunpad
- Helm & seat covers
- Icemaker - U-Line®, produces up to 23 lbs. (10 kg) of ice a day (not available with Helm Forward)
- Underwater lighting

Salon

- Clarion® 6-disc CD changer
- Pillow set - decorator, 6-piece
- Surround sound system with Kenwood® touchscreen stereo (U.S. & Canada only)

Salon Sofa

- Storage*
- Double incliners
- Stowaway bed

Master Stateroom

- 15" Sole® LCD TV (built to durable marine grade standards) & Clarion® DVD/CD/MP3 player
- Sheet & towel sets embroidered with Carver® logo - fitted sheet, flat sheet, & 2 pillow cases per stateroom; 2 bath towels, 2 hand towels, 2 washcloths

EXTERIOR PAINT:

Hull Paint Application

- Paint to Hull Plank
- Paint to Mid-Hull
- Paint on Full Hull

Hull Paint Color

(with matching boot stripe)

- Carver Blue (a blue steel metallic)
- Navy Blue

Painted Boot Stripe Color

- Black*
- Blue
- Carver Blue - included with Carver Blue exterior paint options
- Navy Blue - included with Navy Blue exterior paint options

DECOR:

Ensemble

- Cocoa Beach* (dark & light brown tones)
- Ensign Blue (blue & brown tones)

Upholstery

- Buff*

Countertops

- Bahamas Sand*
- Expression

EXTERIOR SEATING UPHOLSTERY COLOR

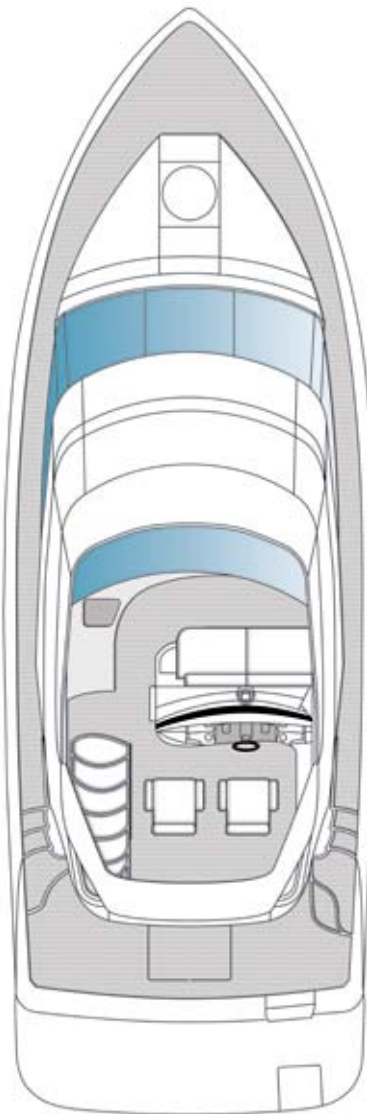
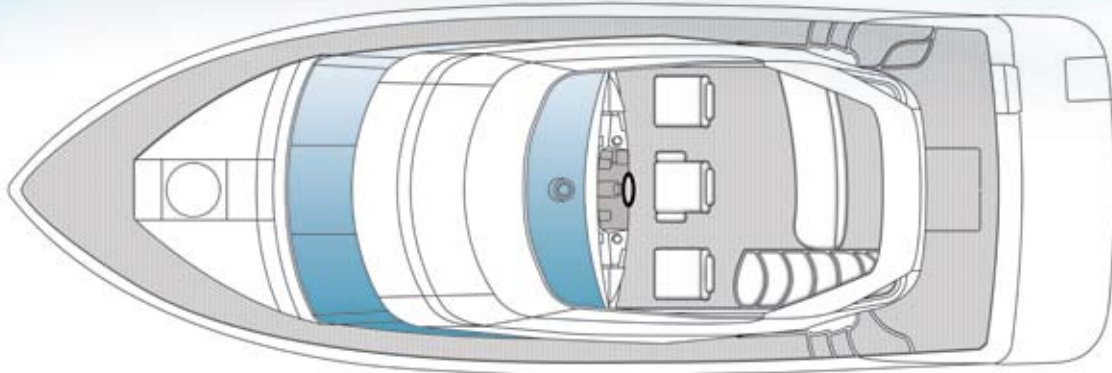
- Gray*
- Taupe

INTERNATIONAL SPECIFICATIONS

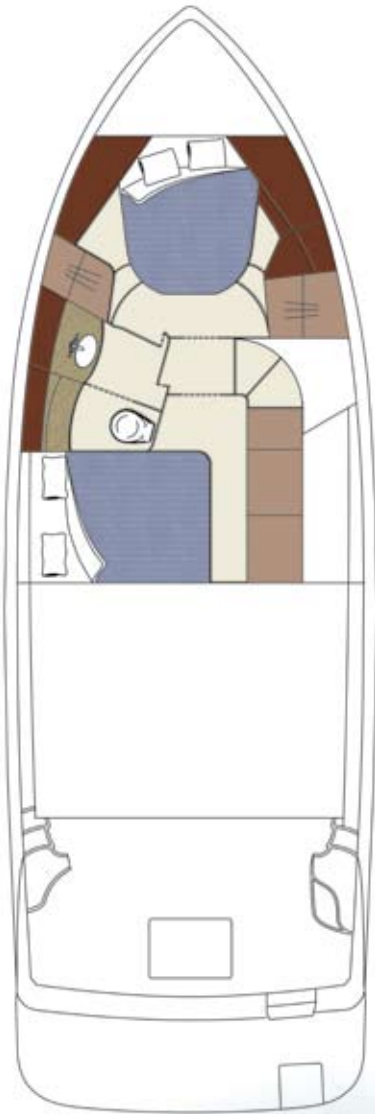
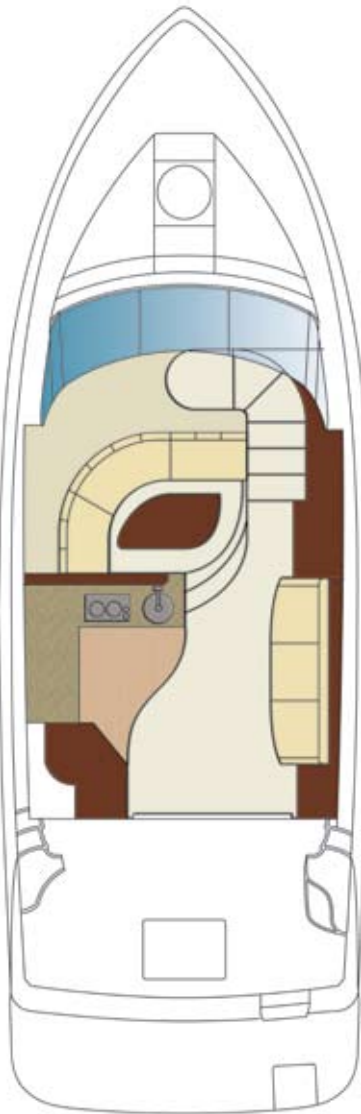
- 220 volt electrical system
- Entertainment equipment & options may not be available outside the U.S. & Canada. Check with your local Carver dealer for availability.
- Sirius Satellite radio not available

*Standard

- Helm Forward -



- Helm Aft -



- Genmar Yacht Group LLC -

P.O. Box 1010 • Pulaski, WI 54162-1010 • 920.822.1600